


HITACHI
Inspire the Next



Hitachi Electric Chain Hoist

Super F2 series

Inverter
VARIABLE SPEED CONTROL

Hitachi Super F2 Hoist has improved functionality from the previous Hitachi Chain Hoist, which has been used for a wide range of applications such as general machineries, automobiles, warehouses and furthermore. Compared to the previous Hitachi Chain Hoist, its speed, safety, durability and maintenance ability have been largely improved. Hitachi Super F2 Hoist is aimed for an easier use and more convenience and make cargo handling more efficient and realize a higher safety.

Super F2 series

Super Functions

Super 1 **Faster hoisting speed** *Speedy*

- 40% increase of hoisting speed with single chain for 3t
- 25% increase of hoisting speed with double chain for 5t

Super 2 **Easier control** *Safety*

- Cushion starting/stopping & variable speed function

Super 3 **Higher durability** *Strong*

- Rating 45%ED (High-speed 30% + Low-speed 15%)
- Protective structure against dust and water streams (IP55)

Super 4 **Higher safety** *Smooth*

- Double brake function [Electric brake + Mechanical brake (at 2nd-stage gear)]
- Overload limiter + duplex winding prevention mechanism (Slip clutch + electric limit switch)
- Emergency stop button equipped as a standard
- Low voltage control(24V)
- Function of reverse phase inspection relay
- Anti-drop mechanism of a trolley equipped as a standard

Super 5 **Easier maintenance** *Simple*

- All electric parts are assembled into one switch case
- One push lock type outlet
- Easy to attach/remove with fixed upper hook pin
- Display of maintenance information: number of starting times, operation hours
- Grease → Lubrication oil: Easy to exchange lubrication just by changing oil
- Saving operation information to USB memory

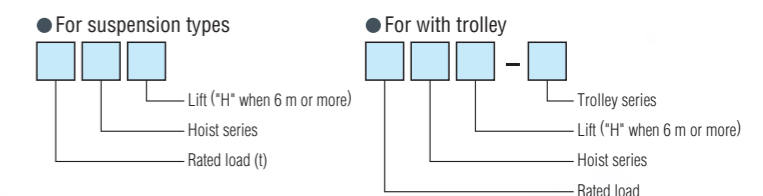


Standard specifications

Power source (3phase)	380-415V 50Hz, 440-460V 60Hz
Operation method	Operating push button
Control voltage	24V
Power method	Suspension type with manual driven trolley or chain driven trolley : with 5m power cable With motorized trolley : no power cable
Push button switch (dual speed)	3 (Stop, ↑, ↓) 5 (Stop, ↑, ↓, ←, →)
Color(munsell)	Orange(2.5YR 6/12), Black(N1.0)
Electrical protection	IP55 Push button : IP65 (Equivalent when stuffing drain hole: indoor type)
Rating*	High-speed : 30%ED, 90starts/h Low-speed : 15%ED, 180starts/h
Standards	Machinery : 06/42/EC EMC : 04/108/EC

*This shows the value at a load of 63% of the rated load.
*Dual speed have an added low speed to allow time movement operation and improve workability by reducing inching.
The rating shows the value when the high speed and the low speed, the operation time of which is 1/4 of the high speed, are combined.

Model explanation



Specifications table

Rated Load(kg)		2,000	3,000	5,000
Model name	Hoist	2SFNH ₂	3SFNH ₂	5SFNH ₂
	Trolley	3SFTN ₂		5SFTN ₂
Hoisting speed(m/min)	High-speed	8.5	7.0	4.2
	Low-speed	2.1	1.8	1.1
Motor output(kW)	High-speed	3.0	3.7	
	Low-speed	0.75	0.9	
Traveling speed(m/min)	High-speed	25		
	Low-speed	6.3		
Motor output(kW)	High-speed	0.7		
	Low-speed	0.18		
Link chain	Dia.(mm)	φ11.2		
	No.of Falls	1	1	2
Rating	High-speed	30%ED, 90starts/h		
	Low-speed	15%ED, 180starts/h		

Simple

Super 5

Casing

Durable structure by aluminum die casting body

Super 3

Oil bath

- Low noise
- Easy replacement

■ Suspension type

Upper hook

Easy to remove hook by pin method

Super 3

Sprocket connected with the chain

Lower vibration with 5-tooth sprocket

Super 5

Gears

Easy check-out on gears with a window

Super 2

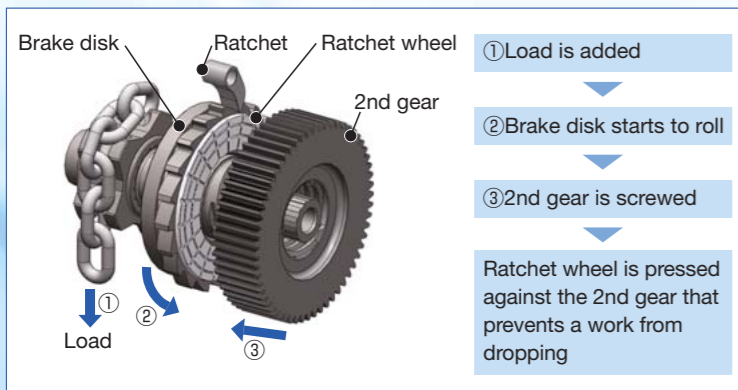
Slip clutch

Operation stops with idle running of a motor in case of over load or problems on a chain

Super 2

Container

Seal aperture to prevent a chain from coming out of a container



Strong

Super 3

Traveling motor

Higher durability

Super 4

Super 5

Controlling part

Easy maintenance by integrating electric parts in one assembly

Super 3

Protection structure

Protected against dust and water stream (IP55)

■ With motorized trolley

Super 2

Anti-drop metal

Prevent drops fitting even when a wheel is broken.

Super 3

Motor

Improved cooling with fin + cooling fan attached to the motor

Super 5

Outlet

Easy to attach/remove outlet by "one push lock type"

Super 1

Chain

2t,3t : $\phi 11.2 \times 1$
5t : $\phi 11.2 \times 2$

Super 2

Push button

The pendant type with an emergency stop button is standard equipment

Super 4

Super 5

Controlling part

Easy maintenance by integrating electric parts in one assembly
Saving operation information to USB memory

Super 4

Lower hook

Improved on easy hanging by larger dimension of an aperture

Smooth

Safety

Speedy

Dimensions

Suspension type	With motorized trolley-SFTN2
<p>2t,3t</p> <p>approximate.weight Lift 3m : 125kg Lift 6m : 134kg</p>	<p>2t,3t</p> <p>approximate.weight Lift 3m : 196kg Lift 6m : 205kg</p>
<p>5t</p> <p>approximate.weight Lift 3m : 164kg Lift 6m : 181kg</p>	<p>5t</p> <p>approximate.weight Lift 3m : 259kg Lift 6m : 273kg</p>

1. All dimensions and specifications are subject to change without notice. 2.The dimension drawing shows the state with a load suspended. 3.The length shown is for 6m lift. 4.The length in [] shows the minimum beam width of all the range. The length will be different depending on the thickness of a beam. 5.b length shows the applicable beam width. 6.If 2t hoist is combined with electric trolley, the hoist will be 3t(SF series) 7.Attached cushion or cushion mechanism to prevent the electronic parts from being damaged

Others products with changed specifications Lift change(extension)

- The lift can be extended within the range in the following table, so specify as needed.
- Options other than those shown in the following table are also possible depending on the conditions, so contact Hitachi.
- Chain length and chain container
It is necessary to use a chain container of a capacity fitted to the length of chain to be contained.

Type	Rated load(kg)	Chain specification	Chain length(m)	Lift(m) and name of container															
				3	4	5	6	7	8	9	10	11	12	13	14	15	16	17	18
SFN	2,000	φ11.2×1	Lift+0.6	A						B						steel plate			
	3,000	φ11.2×1	Lift+0.6	A						B						steel plate			
	5,000	φ11.2×2	2×Lift+1.1	A			B			steel plate									

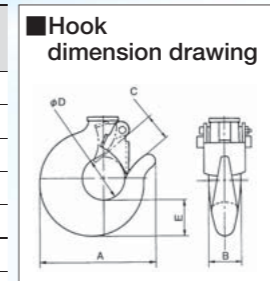
Other specifications(option)

item	Content
Electric limit switch	This interrupts motor power to prevent hook overtravel and hazardous condition such as chain kink
Optional voltage	200V
Tropical treatment added	The motor is varnish treated twice when it will be subjected to high humidity conditions.
On beam first stage	The SFTN2 trolley beam width is one grade higher than the standard.
Optional chain container	Plastic is a standard specification, but it can also be fixed to steel plate.

Technical materials

Hook dimension/load block weight/chain weight

	Model	2SFN(H) ₂ , 3SFN(H) ₂	5SFN(H) ₂
Upper hook dimension (mm)	A	154	180
	B	42	55
	C	44	48
	D	55	65
	E	46.5	56.5
Lower hook dimension (mm)	A	161	182
	B	42	48
	C	60	65
	D	43	56.5
	E	43	56.5
Load block weight (kg)		6.0	28.0
Chain weight (kg)	per 1m chain	2.8	2.8
	per 1m lift	2.8	5.6



Power cable allowable length

The power cable allowable length for the standard specification is shown in the following table. When extending the power cable or relay cable, make a selection after referring to the following table.

Allowable power cord length
When extending the power cord, cord length should be less than the values in this Table.

Type	Cable size			
	2.0mm ²		3.5mm ²	
	Hoist only	With motor trolley	Hoist only	With motor trolley
2SFNH ₂				
3SFNH ₂	17	13	30	23
5SFNH ₂				

About the method with a stopper

●Wheel stopper

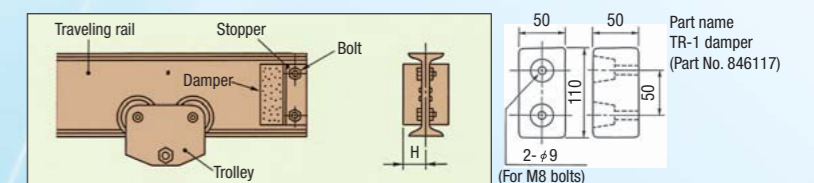
After the trolley has been installed on the travel rail, always install a stopper on the end of the travel rail to prevent the trolley from dropping off. Avoid using the stopper to stop the trolley by letting it run into the stopper. Using a stopper that is a different color from the travel rail is an effective means for preventing the trolley from striking the stopper because it makes the stopper stand out.

●Damper

The stopper should be used with rubber or other shock absorbing material to absorb the shock when the trolley hits the stopper. The rubber damper shown in the figure at right is available, so please make use of it.

Installation of trolley stopper

Runway beam width (mm)	Materials (L shaped rolled steel bar)	H (mm)	Bolts and nuts
100	50×50×6	40	M16
125		50	
150	65×65×6	60	M20



Network

Hitachi Industrial Equipment Systems Co., Ltd. meets customers' needs through the total network which can supply speedy design, production, sales, service and engineering for industrial equipment and systems.

Global Sales Network



Asia & Oceania

China

Hitachi Industrial Equipment Systems (China) Co., Ltd.
(Shanghai Office)
Room2201, Rui Jin Building, No.205
Maoming Road(S) Shanghai 200020
TEL : +86 (21) 5489-2378
FAX : +86 (21) 3356-5070

(Beijing Office)

Room1420, Beijing Fortune Building,
No.5 Dong San Huan Bei Road,
Chao Yang District, Beijing 100004
TEL : +86 (10) 6590-8180
FAX : +86 (10) 6590-8189

(Guangzhou Office)

Room3003, HNA Tower,
8# Linhezhong Road, Tianhe District,
Guangzhou 510610
TEL : +86 (20) 3877-3819
FAX : +86 (20) 2735-3820

Hitachi Industrial Equipment Systems (Hong Kong) Co., Ltd.

8/F, Building 20E, Phase 3, Hong Kong
Science Park, Pak Shek Kok,
New Territories, Hong Kong
TEL : +852 2735-9218
FAX : +852 2735-6793

Taiwan Hitachi Asia Pacific Co., Ltd

3rd Floor, No. 167, Tun Hwa N. Road,
Hung-Kuo Building, Taipei 105, Taiwan
TEL : +886 (2) 2718-3666
FAX : +886 (2) 2514-7664

Indonesia

PT Hitachi Asia Indonesia
Menara BCA 38th Floor Suite #3804 &
3805 Jl. M. H Thamrin No.1, Jakarta
10310, Indonesia
TEL : +62 (21) 2358-6757
FAX : +62 (21) 2358-6755

Malaysia

Hitachi Industrial Equipment (Malaysia)
Sdn. Bhd.
Lot 6498, Batu 5 3/4, Lorong Haji Abdul
Manan, 42100 Klang, Selangor,
Malaysia
TEL: +60 3 3290 2323
FAX: +60 3 3290 7570

Singapore

Hitachi Asia Ltd.
(Industrial Components & Equipment
Group)
No.30, Pioneer Crescent
#10-15, West Park Bizcentral
Singapore 628560
TEL : +65-6305-7400
FAX : +65-6305-7401

Thailand

Hitachi Asia (Thailand) Co., Ltd.
18th Floor, Ramaland Bldg., No.952
Rama IV Road, Suriyawong Bangrak,
Bangkok 10500, Thailand
TEL: +66 2 632 9292
FAX: +66 2 632 9299

Viet Nam

Hitachi Asia (Viet Nam) Co., Ltd.
(Ho Chi Minh City Office)
R. 8-9-10A, 4th FL., The Landmark
Bldg, 5B Ton Duc Thang, Dist. 1, Ho
Chi Minh City, Vietnam
TEL: +84 28 3829 9725
FAX: +84 28 3829 9729

(Ha Noi Office)

23th Floor, Lotte Center Hanoi, 54 Lieu
Giai St., Cong Vi Ward, Ba Dinh Dist.,
Hanoi, Vietnam
TEL: +84 24 3933 3123
FAX: +84 24 3933 3125

Australia

Hitachi Australia Pty Ltd.
Suite 801, Level 8, 123 Epping Road
North Ryde NSW 2113, Australia
TEL: +61 2 9888 4100
FAX: +61 2 9888 4931

Europe

Germany

Hitachi Europe GmbH
Niederkasseler Lohweg 191, 40547
Düsseldorf, Germany
Tel:+49 (211) 5283 0
FAX: +49 (211) 5283 649

Latin America

Mexico

Hitachi Industrial Equipment Mexico,
S.A. de C.V.
Paseo de la Altiplanicie No.11, "Torre
Wolken" Piso 2
Col. Villas de Irapuato C.P. 36670
Irapuato, Gto, Mexico
Tel: +52 (462) 635-7251

Information in this brochure is subject to change without notice.

Hitachi Industrial Equipment Systems Co., Ltd.

For further information, please contact your nearest sales representative.



Registration number: JACO-EC99J2009
Registration date: July 22, 1996

The Energy Saving Systems Division (Taga Division) of Hitachi Industrial Equipment Systems Co., Ltd. obtained ISO 14001 certification, an international standard for environmental management systems.

Registration number: JQA-QMA 12087
Registration date: April 1, 2005

The Energy Saving Systems Division (Taga Division) of Hitachi Industrial Equipment Systems Co., Ltd. obtained international standard ISO 9001 certification for the quality assurance of the hoist motor block contained in this brochure.