

Type VBII Visible Blade Disconnect Switches

Introducing Type VBII 200A, 1000V DC open style photovoltaic solar disconnect switches

Application

200A, 1000V DC Photovoltaic Disconnect Switches are specifically designed for use in solar applications. All three poles of each disconnect are factory connected in series and these switches are UL listed for use on single pole circuits at 1000V DC maximum. They are for use in control panels and other equipment that have enclosures which are designed to accept flange mounted operating handles. They are designed to accept UL98B requirements and are UL Listed under File E350666.

Features

- Available in both fusible and non-fusible versions
 - Both plastic and metal operating handles are available that meet Type1, 3R and 12 or Type 4X requirements
 - Both variable depth shaft and cable drive are available
 - Visible blade, double break switching action
 - Quick make and break operation
 - Line base, load base and operating mechanism are all factory installed on a mounting pan to decrease installer labor cost
 - Flange mounted switches are available to facilitate installation
 - All switches meet NFPA79 requirements
 - Equipment ground bar supplied as standard
- Short circuit rating of 10,000AIC
 - Fusible switches are to be used with 200A max. Littelfuse Type SPFJPV fuses
 - Non-fusible switches are to be protected by 200A max. 1000V DC fuses rated at 10,000 AIC



Ordering Information - 200A, 1000V DC, 1 pole Switches (MG3 code N4A)

Catalog number	List Price \$ (June, 2012)	Rated Isc when circuit is sized in accordance with Article 690 of the NEC ®
Fusible panel mounted switch^①		
VBFS1104PV [®]	4435.00	128.0
Non-Fusible panel mounted switch^①		
VBNFS1104PV	3280.00	160.0
Fusible flange mounted switch^②		
VBFS1104FPV	4935.00	128.0
Non-Fusible flange mounted switch^②		
VBNFS1104FPV	3815.00	160.0

- ① Includes line base, load base (on fusible), operating mechanism, line and load lugs. Select operating handle and linkage kit or cable kit from tables on this page.
- ② Includes line base, load base (on fusible), operating mechanism and line and load lugs, Type 1, 3R & 12 operating handle and required linkage.
- ③ Switch less line and load lugs (catalog number VBFS1104PVL) is also available.

Accessories

Catalog number	Description
HN64	Grounded power conductor termination kit ^④
HSK64	Internal shield kit (for fusible switches only)
HA161234	Aux contact kit – 1 NO, 1 NC (250V AC max.)
HA261234	Aux contact kit – 2 NO, 2 NC (250V AC, 28V DC max.)

- ④ To be separately installed in equipment enclosure (does not mount to switch mounting pan)

Flange mounted operating handle

For use with panel mounted switches. Plastic Type 1, 3R & 12 handle included with flange mounted switches as standard.

Catalog number	Handle assembly description
Plastic handles	
VBH1	Type 1, 3R & 12
VBH14X	Type 4X
Metal handles	
VBH112	Type 1, 3R & 12
VBH14	Type 4X

Wire Ranges

Description	Wire Range
Line and load power conductor lugs	(1) #6-300 Kcmil copper only
Equipment ground	#14-4 (one in, one out copper only)

- ⑤ NEC is a registered trademark of the National Fire Protection Association

Max Flex™ handle and adapter kit

(Type 1, 12, 3R and 4X) Use with panel mounted switches and cable kit.

Catalog number	Description
VBHM1	Max-Flex handle and adapter kit

Cable kit

For use with panel mounted switches and Max-Flex handle and adapter kit.

Catalog number	Description
FHOEC036	36" long drive cable
FHOEC048	48" long drive cable

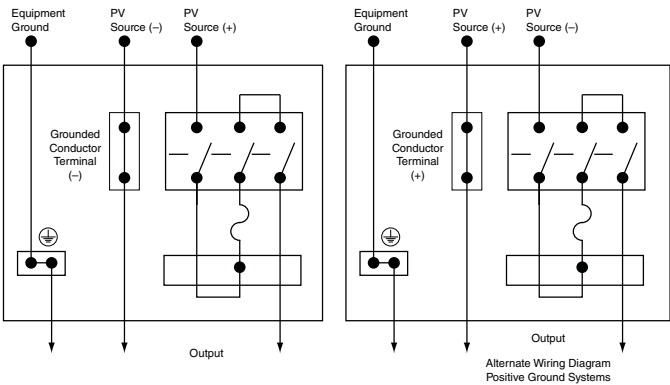
Rigid linkage kits

For use with panel mounted switches.
Not required for flange mounted switches

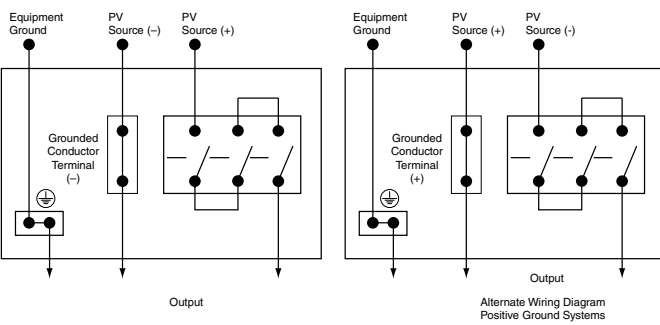
Catalog number	Enclosure depth (inches)	
	Min	Max
VBLK1	6.81	6.81
VBLK2	6.81	19.0

Wiring Diagrams

For Fusible Disconnects

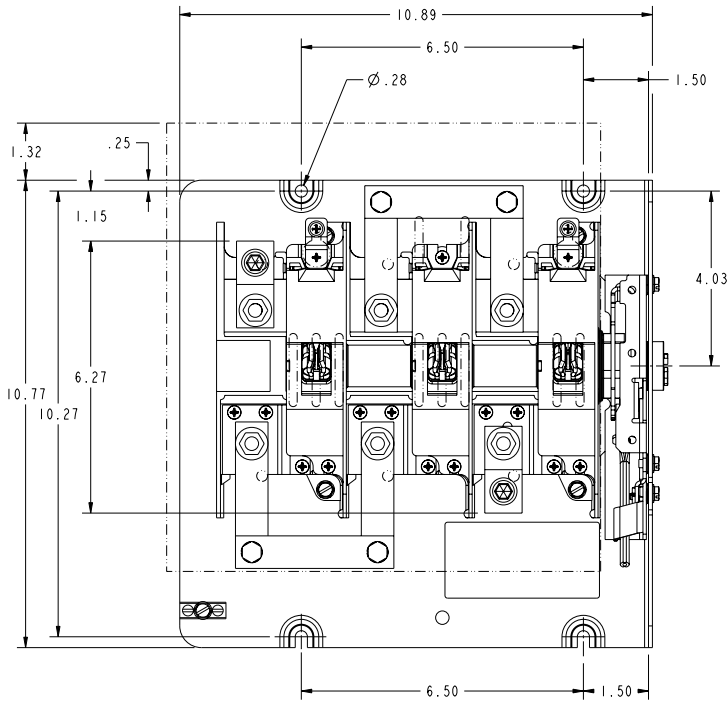


For Non-Fusible Disconnects

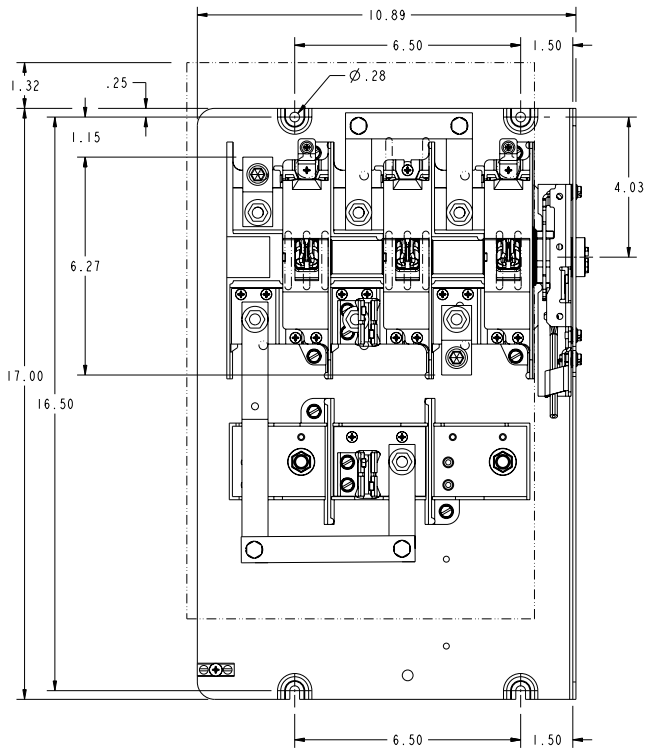


Dimensions in Inches

VBNFS1104PV



VBFS1104PV & VBFS1104PVL



www.usa.siemens.com/switches