

Life Is On

Schneider
Electric



Spacial CRN

Changes to the largest enclosures

Spacial CRNG > CRN substitution

se.com/enclosures

Table of Contents

English	Changes to the largest enclosuresp. 4 Spacial CRNG > CRN substitution	EN
Español	Evolución de las envolventes de grandes dimensiones p. 10 Spacial CRNG > Sustitución de CRN	ES
Français	Évolution des plus grands coffretsp. 16 Spacial CRNG > Remplacement de CRN	FR
Deutsch	Weiterentwicklung der größten Gehäusep. 22 Ersetzung Spacial CRNG > CRN	DE
Português	Evolução dos armários maioresp. 28 Spacial CRNG > Passa a CRN	PT
Nederlands	Evolutie van de grootste behuizingenp. 34 Spacial CRNG > CRN-substitutie	NL
Românesc	Evolutia cutiile marip. 40 Substitutia Spacial CRNG > CRN	RO
عربي	تطوير اللوحات الاكبر حجما p. 46 Spacial CRNG > Spacial CRN سباسباسيال	AR

Improved user convenience on the largest sizes

EN



In early 2023, the largest enclosures in the Spacial CRN range will be undergoing a slight change.

This means, regardless of their size (from 200 x 200 mm up to 1400 x 1000 mm or 1200 x 1200 mm), **all Spacial CRN enclosures will feature the same design and aesthetics.**

The same gutters, backs, cable entries, hinges, fixing centers, etc. will provide unique user convenience across the entire range.

Large size enclosures will no longer require any specific accessories or spare parts: the same series of items will be compatible with all enclosures, from the smallest to the largest.

The enclosures that are changing are those formerly referenced CRNG, featuring one of the following:

- height of 1200 mm or more
- width of 1000 mm or more
- depth of 400 mm

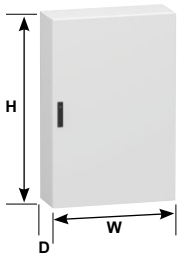
Smaller Spacial CRN enclosures are not undergoing any change.

In this document you will find all the information you will need to adapt your panel assembling and fitting processes.

Substitute enclosure references

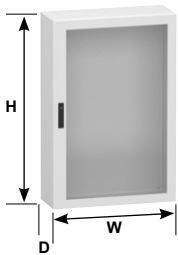
Replacing old references with the new ones in your database is very simple: just remove the "G" in 7th position (NSYCRNG•••• > NSYCRN••••).

Plain door



H (mm)	W (mm)	D (mm)		Spacial CRNG	Spacial CRN
800	600	400	1	NSYCRN G 86400 >	NSYCRN86400
	1000	300	2	NSYCRN G 810300D >	NSYCRN810300D
	1200	300	2	NSYCRN G 812300D >	NSYCRN812300D
1000	600	400	1	NSYCRN G 106400 >	NSYCRN106400
	800	400	1	NSYCRN G 108400 >	NSYCRN108400
	1000	300	2	NSYCRN G 1010300D >	NSYCRN1010300D
	1200	300	2	NSYCRN G 1012300D >	NSYCRN1012300D
1200	600	400	2	NSYCRN G 1012400D >	NSYCRN1012400D
		300	1	NSYCRN G 126300 >	NSYCRN126300
		400	1	NSYCRN G 126400 >	NSYCRN126400
	800	300	1	NSYCRN G 128300 >	NSYCRN128300
		400	1	NSYCRN G 128400 >	NSYCRN128400
	1000	300	2	NSYCRN G 1210300D >	NSYCRN1210300D
400		2	NSYCRN G 1210400D >	NSYCRN1210400D	
1200	300	2	NSYCRN G 1212300D >	NSYCRN1212300D	
	400	2	NSYCRN G 1212400D >	NSYCRN1212400D	
1400	1000	300	2	NSYCRN G 1410300D >	NSYCRN1410300D

Glazed door




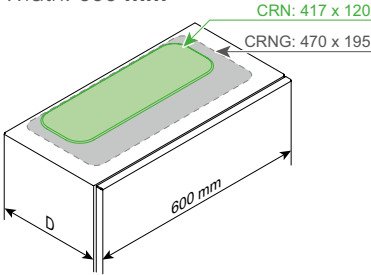
H (mm)	W (mm)	D (mm)		Spacial CRNG	Spacial CRN
800	600	400	1	NSYCRN G 86400T >	NSYCRN86400T
1000	600	400	1	NSYCRN G 106400T >	NSYCRN106400T
	800	400	1	NSYCRN G 108400T >	NSYCRN108400T
1200	1000	300	1	NSYCRN G 1010300T >	NSYCRN1010300T
	600	300	1	NSYCRN G 126300T >	NSYCRN126300T
800		400	1	NSYCRN G 126400T >	NSYCRN126400T
	300	1	1	NSYCRN G 128300T >	NSYCRN128300T
400		1	1	NSYCRN G 128400T >	NSYCRN128400T

Adapting the cable entries


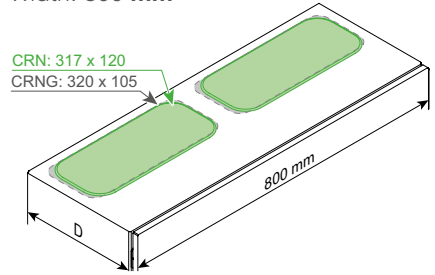
Space available for cable entries is slightly larger, except for 600 mm wide enclosures.
Gland plates are now compatible with a larger number of Spacial CRN enclosures.

EN


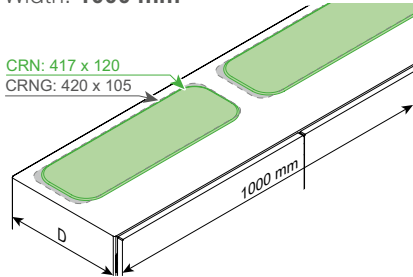
Width: **600 mm**




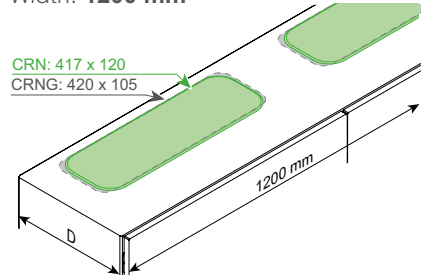
Width: **800 mm**



Width: **1000 mm**



Width: **1200 mm**



Accessories no longer compatible



Cable gland plate with FL cut-out
NSYTL•FL

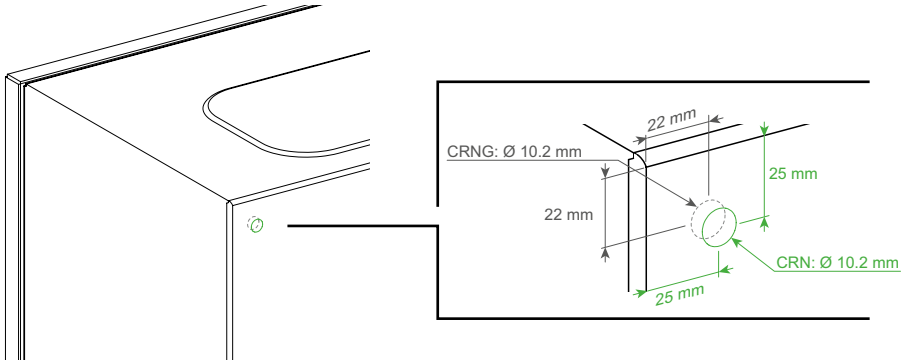


Flexicable
NSYTL•ME

Adapting the wall fitting

Fixing centers are now placed 25 mm away from edges on all enclosures in the Spacial CRN range; on the largest enclosures, these are now moving from 22 to 25 mm away. The 3 wall fitting lug references are now compatible with Spacial CRN enclosures of all sizes.

EN



Wall-fitting lugs



Description	Spacial	
	CRNG	CRN
Zinc coated steel	NSYAEFPFSC	NSYPFCR
Stainless steel 304L	NSYAEFPFXSC	NSYPFCX
Stainless steel 316L	-	NSYPFC2X



Accessories no longer compatible



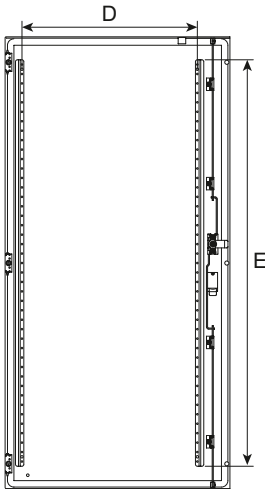
Heavy load kit
NSYAEFAHLBSC



Floor-standing kit
NSYWWMK•

Door back rails

EN



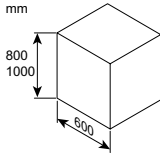
Door type	Door size H x W (mm)	D Spacial CRNG	D Spacial CRN	E Spacial CRNG	E Spacial CRN
Single	800 x 600	464 >	519 (+55)	620 >	525 (-95)
	1000 x 600	464 >	519 (+55)	820 >	725 (-95)
	1000 x 800	664 >	719 (+55)	820 >	725 (-95)
	1200 x 600	464 >	464 (=)	1020 >	1075 (+55)
	1200 x 800	664 >	664 (=)	1020 >	1075 (+55)
Right	800 x 1000	364 >	372 (+8)	620 >	675 (+55)
	800 x 1200	464 >	472 (+8)	620 >	675 (+55)
	1000 x 1000	364 >	372 (+8)	820 >	875 (+55)
	1000 x 1200	464 >	472 (+8)	820 >	875 (+55)
	1200 x 1000	364 >	372 (+8)	1020 >	1075 (+55)
	1200 x 1200	464 >	472 (+8)	1020 >	1075 (+55)
	1400 x 1000	364 >	372 (+8)	1020 >	1275 (+255)
Left	800 x 1000	414 >	419 (+5)	620 >	675 (+55)
	800 x 1200	514 >	519 (+5)	620 >	675 (+55)
	1000 x 1000	414 >	419 (+5)	820 >	875 (+55)
	1000 x 1200	514 >	519 (+5)	820 >	875 (+55)
	1200 x 1000	414 >	419 (+5)	1020 >	1075 (+55)
	1200 x 1200	514 >	519 (+5)	1020 >	1075 (+55)
	1400 x 1000	414 >	419 (+5)	1020 >	1275 (+255)



Door back rails help ensure rigidity of the door, but can also be used to help secure some pieces of equipment. In most cases, more space is available for that purpose with new Spacial CRN enclosures than with former Spacial CRNG.

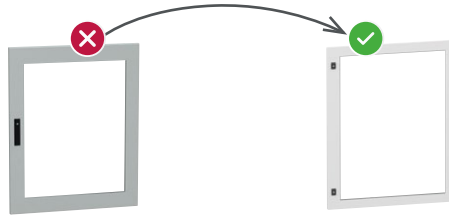
Additional information

EN




Door locking system

On the following references, the locking system has been changed. It is now made up of 2 cams, the same as all Spacial CRN enclosures of smaller dimensions. Only the largest enclosures retain the single handle and rod system.



Spacial CRNG			Spacial CRN	
NSYCRNG86400*	>		NSYCRN86400	
NSYCRNG86400T*	>		NSYCRN86400T	
NSYCRNG106400*	>		NSYCRN106400	
NSYCRNG106400T*	>		NSYCRN106400T	
NSYCRNG108400	>		NSYCRN108400	
NSYCRNG108400T	>		NSYCRN108400T	



Earthing stud position

The stud bonding the door to the enclosure body, and to the earth, is now located at the bottom on all Spacial CRN enclosures.



Adapting the glazed door

Model	Spacial CRNG			Spacial CRN	
	F	I		F	I
86	420	600	>	455	675
106	420	800	>	455	875
108	620	800	>	655	875
1010	820	800	>	855	875
126	420	1000	>	455	1075
128	620	1000	>	655	1075



More information >>>



www.se.com/spacial-crn

Mayor comodidad en los tamaños más grandes



A principios de 2023, las envolventes más grandes de la gama Spacial, las CRNG, cambiarán ligeramente.

Todos los armarios Spacial CRN tendrán el mismo diseño y la misma estética sea cual sea su tamaño, desde 200 x 200 mm hasta 1400 x 1000 mm o 1200 x 1200 mm.

Mismas canaletas y entradas de cable, mismos fondos y bisagras... Esta unificación en la estética del producto proporcionará una comodidad única en toda la gama.

Las envolventes de gran tamaño ya no requerirán ningún accesorio o repuesto específico: las mismas series de artículos serán compatibles con todas las envolventes, desde la más pequeña hasta la más grande.

Los armarios que evolucionan son los anteriormente referenciados como CRNG, que poseen alguna de las siguientes características:

- altura de 1200 mm o más
- anchura de 1000 mm o más
- profundidad de 400 mm

Los armarios CRN más pequeños no sufrirán ningún cambio.

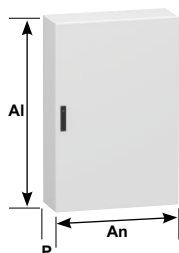
En este documento encontrarás toda la información sobre los cambios, para que puedas adaptar cómodamente tus procesos de montaje y colocación de placas.

Referencias sustitutas

Sustituir las referencias antiguas por las nuevas en tus bases de datos será muy sencillo.

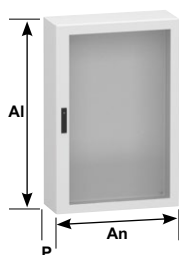
Basta con eliminar la "G" en la 7ª posición (NSYCRNG••••• > NSYCRN•••••).

Puerta ciega



Al (mm)	An (mm)	P (mm)		Spacial CRNG	Spacial CRN
800	600	400	1	NSYCRN G 86400 >	NSYCRN86400
	1000	300	2	NSYCRN G 810300D >	NSYCRN810300D
	1200	300	2	NSYCRN G 812300D >	NSYCRN812300D
1000	600	400	1	NSYCRN G 106400 >	NSYCRN106400
	800	400	1	NSYCRN G 108400 >	NSYCRN108400
	1000	300	2	NSYCRN G 1010300D >	NSYCRN1010300D
	1200	300	2	NSYCRN G 1012300D >	NSYCRN1012300D
1200	600	400	2	NSYCRN G 1012400D >	NSYCRN1012400D
		300	1	NSYCRN G 126300 >	NSYCRN126300
		400	1	NSYCRN G 126400 >	NSYCRN126400
	800	300	1	NSYCRN G 128300 >	NSYCRN128300
		400	1	NSYCRN G 128400 >	NSYCRN128400
	1000	300	2	NSYCRN G 1210300D >	NSYCRN1210300D
		400	2	NSYCRN G 1210400D >	NSYCRN1210400D
1200	300	2	NSYCRN G 1212300D >	NSYCRN1212300D	
	400	2	NSYCRN G 1212400D >	NSYCRN1212400D	
1400	1000	300	2	NSYCRN G 1410300D >	NSYCRN1410300D

Puerta acristalada




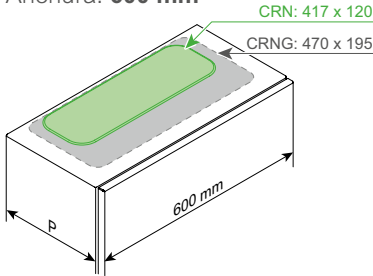
Al (mm)	An (mm)	P (mm)		Spacial CRNG	Spacial CRN
800	600	400	1	NSYCRN G 86400T >	NSYCRN86400T
1000	600	400	1	NSYCRN G 106400T >	NSYCRN106400T
	800	400	1	NSYCRN G 108400T >	NSYCRN108400T
1200	1000	300	1	NSYCRN G 1010300T >	NSYCRN1010300T
	600	300	1	NSYCRN G 126300T >	NSYCRN126300T
800	600	400	1	NSYCRN G 126400T >	NSYCRN126400T
		300	1	NSYCRN G 128300T >	NSYCRN128300T
	400	1	NSYCRN G 128400T >	NSYCRN128400T	

Adaptación de las entradas de cables


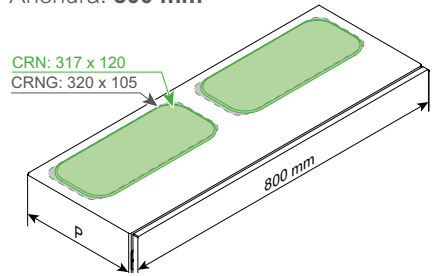
El espacio disponible para las entradas de cables es ligeramente mayor, excepto en los armarios de 600 mm de ancho. Las placas pasacables son ahora compatibles con un mayor número de armarios Spacial CRN.

ES


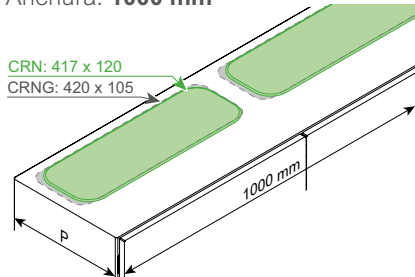
Anchura: **600 mm**




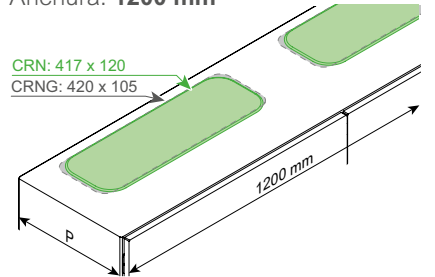
Anchura: **800 mm**



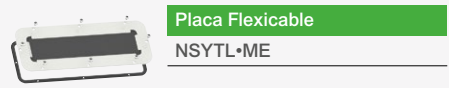
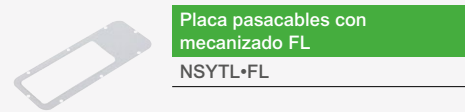
Anchura: **1000 mm**



Anchura: **1200 mm**



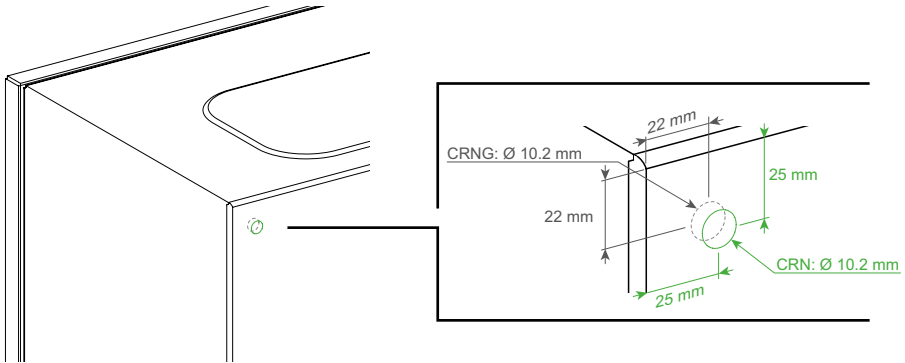
Accesorios no compatibles



Adaptación de la fijación en pared

Los troquelados para la fijación en pared se colocarán a 25 mm de los bordes en todos los armarios de la gama Spacial CRN. Esto incluye las medidas más grandes, donde se pasará de 22 mm a 25 mm.

Las tres referencias de patas de fijación serán ahora compatibles con todos los tamaños de la gama Spacial CRN.



ES

Patas de fijación mural



Descripción	Espacial	
	CRNG	CRN
Acero zincado pasivado	NSYAEFPFSC	> NSYPFCR
Acero inoxidable 304L	NSYAEFPFXSC	> NSYPFCX
Acero inoxidable 316L	-	> NSYPFC2X

Accesorios no compatibles

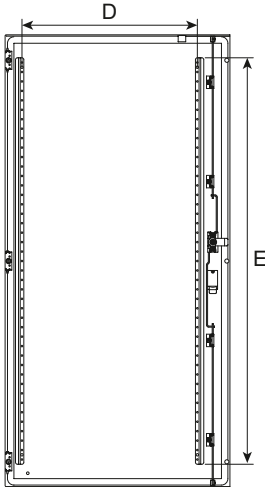


Kit de carga pesada
NSYAEFAHLBSC



Kit de fijación al suelo
NSYWWMK•

Marcos de refuerzo de puerta



ES

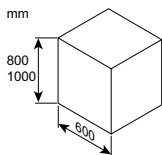
Tipo de puerta	Tamaño de puerta Al x An (mm)	D Spacial CRNG	D Spacial CRN	E Spacial CRNG	E Spacial CRN
Única	800 x 600	464 >	519 (+55)	620 >	525 (-95)
	1000 x 600	464 >	519 (+55)	820 >	725 (-95)
	1000 x 800	664 >	719 (+55)	820 >	725 (-95)
	1200 x 600	464 >	464 (=)	1020 >	1075 (+55)
	1200 x 800	664 >	664 (=)	1020 >	1075 (+55)
Derecha	800 x 1000	364 >	372 (+8)	620 >	675 (+55)
	800 x 1200	464 >	472 (+8)	620 >	675 (+55)
	1000 x 1000	364 >	372 (+8)	820 >	875 (+55)
	1000 x 1200	464 >	472 (+8)	820 >	875 (+55)
	1200 x 1000	364 >	372 (+8)	1020 >	1075 (+55)
	1200 x 1200	464 >	472 (+8)	1020 >	1075 (+55)
	1400 x 1000	364 >	372 (+8)	1020 >	1275 (+255)
Izquierda	800 x 1000	414 >	419 (+5)	620 >	675 (+55)
	800 x 1200	514 >	519 (+5)	620 >	675 (+55)
	1000 x 1000	414 >	419 (+5)	820 >	875 (+55)
	1000 x 1200	514 >	519 (+5)	820 >	875 (+55)
	1200 x 1000	414 >	419 (+5)	1020 >	1075 (+55)
	1200 x 1200	514 >	519 (+5)	1020 >	1075 (+55)
	1400 x 1000	414 >	419 (+5)	1020 >	1275 (+255)



Los marcos de refuerzo de las puerta garantizan la rigidez de las mismas, pero también pueden utilizarse para asegurar algunas piezas de los equipos instalados.

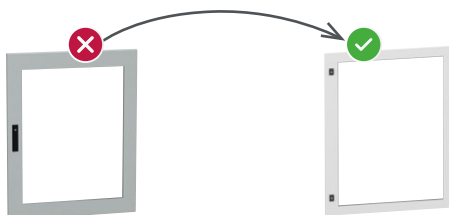
En la mayoría de los casos, se dispone de más espacio para este propósito con los nuevos armarios Spacial CRN que con los antiguos Spacial CRNG.

Información adicional




Sistema de cierre de puerta

En las referencias siguientes, el sistema de cierre evoluciona. Ahora constará de 2 puntos de cierre, igual que en los armarios Spacial CRN de dimensiones más pequeñas. Solo en los armarios de mayores dimensiones se mantendrá el sistema de una sola maneta.



Spacial CRNG		Spacial CRN
NSYCRNG86400*	>	NSYCRN86400
NSYCRNG86400T*	>	NSYCRN86400T
NSYCRNG106400*	>	NSYCRN106400
NSYCRNG106400T*	>	NSYCRN106400T
NSYCRNG108400	>	NSYCRN108400
NSYCRNG108400T	>	NSYCRN108400T

ES



Posición del perno de puesta a tierra

El perno que une la puerta al cuerpo del armario, y a la toma de tierra, se encuentra ahora en la parte inferior en todos los armarios Spacial CRN.



Adaptación de la puerta acristalada

Modelo	Spacial CRNG		>	Spacial CRN	
	F	I		F	I
86	420	600	>	455	675
106	420	800	>	455	875
108	620	800	>	655	875
1010	820	800	>	855	875
126	420	1000	>	455	1075
128	620	1000	>	655	1075



Más información >>>



Un plus grand confort d'utilisation pour les plus grandes tailles



Début 2023, les plus grands coffrets de la gamme Spacial CRN vont légèrement changer.

Ainsi, quelle que soit leur taille (de 200 x 200 mm jusqu'à 1400 x 1000 mm ou 1200 x 1200 mm) **tous les coffrets Spacial CRN auront le même style et la même esthétique.**

Les mêmes goulottes, dos, entrées de câbles, charnières, points de fixation, etc. offriront un confort d'utilisation unique sur toute la gamme.

Les coffrets de grande taille ne nécessiteront plus d'accessoires ni de pièces de rechange spécifiques : la même série d'articles sera compatible aussi bien avec les plus petits coffrets qu'avec les plus grands.

Les coffrets qui évoluent sont ceux qui portaient auparavant la référence CRNG et qui ont l'une des dimensions suivantes :

- une hauteur égale ou supérieure à 1200 mm
- une largeur égale ou supérieure à 1000 mm
- une profondeur de 400 mm

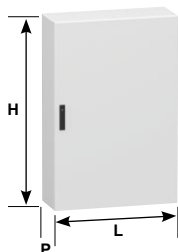
Les coffrets plus petits ne subiront aucun changement.

Vous trouverez dans ce document tous les renseignements dont vous pourriez avoir besoin pour adapter vos processus d'assemblage et de montage de panneaux.

Références des coffrets de remplacement

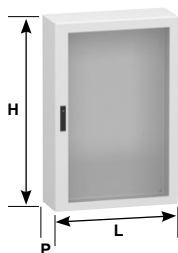
Remplacer les anciennes références par les nouvelles dans votre base de données est très simple : il suffit de supprimer le "G" en 7^{ème} position (NSYCRNG••••• > NSYCRN•••••).

Porte pleine



H (mm)	L (mm)	P (mm)		Spacial CRNG	Spacial CRN
800	600	400	1	NSYCRN G 86400 >	NSYCRN86400
	1000	300	2	NSYCRN G 810300D >	NSYCRN810300D
	1200	300	2	NSYCRN G 812300D >	NSYCRN812300D
1000	600	400	1	NSYCRN G 106400 >	NSYCRN106400
	800	400	1	NSYCRN G 108400 >	NSYCRN108400
	1000	300	2	NSYCRN G 1010300D >	NSYCRN1010300D
	1200	300	2	NSYCRN G 1012300D >	NSYCRN1012300D
1200	600	400	2	NSYCRN G 1012400D >	NSYCRN1012400D
		300	1	NSYCRN G 126300 >	NSYCRN126300
	400	1	NSYCRN G 126400 >	NSYCRN126400	
		800	300	1	NSYCRN G 128300 >
	400	1	NSYCRN G 128400 >	NSYCRN128400	
		1000	300	2	NSYCRN G 1210300D >
	400	2	NSYCRN G 1210400D >	NSYCRN1210400D	
		1200	300	2	NSYCRN G 1212300D >
400	2	NSYCRN G 1212400D >	NSYCRN1212400D		
1400	1000	300	2	NSYCRN G 1410300D >	NSYCRN1410300D

Porte vitrée


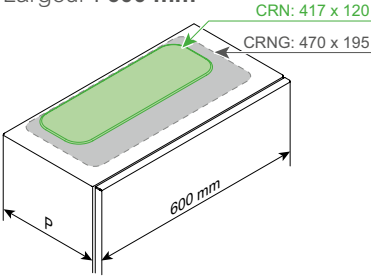


H (mm)	L (mm)	P (mm)		Spacial CRNG	Spacial CRN
800	600	400	1	NSYCRN G 86400T >	NSYCRN86400T
1000	600	400	1	NSYCRN G 106400T >	NSYCRN106400T
	800	400	1	NSYCRN G 108400T >	NSYCRN108400T
	1000	300	1	NSYCRN G 1010300T >	NSYCRN1010300T
1200	600	300	1	NSYCRN G 126300T >	NSYCRN126300T
		400	1	NSYCRN G 126400T >	NSYCRN126400T
	800	300	1	NSYCRN G 128300T >	NSYCRN128300T
		400	1	NSYCRN G 128400T >	NSYCRN128400T


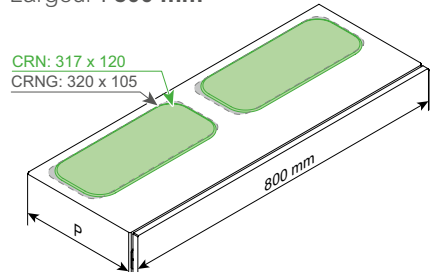
Adapter les entrées de câbles

L'espace disponible pour les entrées de câbles est légèrement plus grand, sauf pour les coffrets de 600 mm de large. Les plaques passe-câbles sont désormais compatibles avec un plus grand nombre de coffrets Spatial CRN.


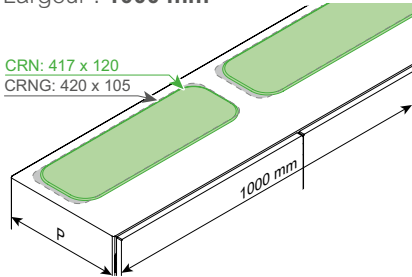
Largueur : **600 mm**




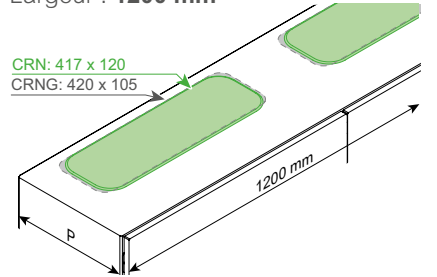
Largueur : **800 mm**



Largueur : **1000 mm**



Largueur : **1200 mm**



Les accessoires qui ne sont plus compatibles



Plaque passe-câbles avec découpe FL
NSYTL•FL

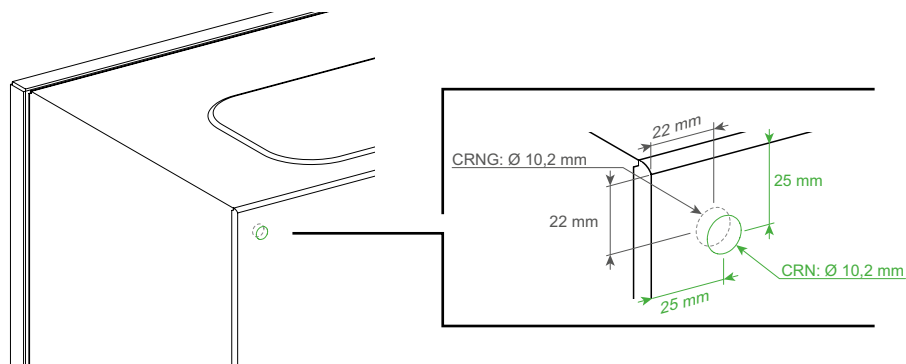


Flexicable
NSYTL•ME

Adapter la fixation murale

Les points de fixation sont désormais placés à 25 mm des bords sur tous les boîtiers de la gamme Spacial CRN ; pour les plus grands coffrets, ils passent de 22 à 25 mm.

Les 3 références de pattes de fixation murale sont désormais compatibles avec les coffrets Spacial CRN de toutes tailles.



Pattes de fixation murale



Description	Spacial CRNG	Spacial CRN
Acier zingué	NSYAEFPFSC >	NSYPFCR
Acier inoxydable 304L	NSYAEFPFXSC >	NSYPFCX
Acier inoxydable 316L	- >	NSYPFC2X

Les accessoires qui ne sont plus compatibles



Kit pour charges lourdes

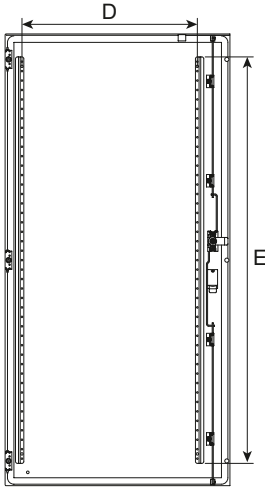
NSYAEFAHLBSC



Socle de pose au sol

NSYWWMK•

Cornières de renfort de porte de porte



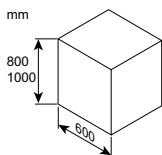
FR

Type de porte	Taille de la porte H x L (mm)	D Spacial CRNG	D Spacial CRN	E Spacial CRNG	E Spacial CRN
Simple	800 x 600	464 >	519 (+55)	620 >	525 (-95)
	1000 x 600	464 >	519 (+55)	820 >	725 (-95)
	1000 x 800	664 >	719 (+55)	820 >	725 (-95)
	1200 x 600	464 >	464 (=)	1020 >	1075 (+55)
	1200 x 800	664 >	664 (=)	1020 >	1075 (+55)
Droite	800 x 1000	364 >	372 (+8)	620 >	675 (+55)
	800 x 1200	464 >	472 (+8)	620 >	675 (+55)
	1000 x 1000	364 >	372 (+8)	820 >	875 (+55)
	1000 x 1200	464 >	472 (+8)	820 >	875 (+55)
	1200 x 1000	364 >	372 (+8)	1020 >	1075 (+55)
	1200 x 1200	464 >	472 (+8)	1020 >	1075 (+55)
	1400 x 1000	364 >	372 (+8)	1020 >	1275 (+255)
Gauche	800 x 1000	414 >	419 (+5)	620 >	675 (+55)
	800 x 1200	514 >	519 (+5)	620 >	675 (+55)
	1000 x 1000	414 >	419 (+5)	820 >	875 (+55)
	1000 x 1200	514 >	519 (+5)	820 >	875 (+55)
	1200 x 1000	414 >	419 (+5)	1020 >	1075 (+55)
	1200 x 1200	514 >	519 (+5)	1020 >	1075 (+55)
	1400 x 1000	414 >	419 (+5)	1020 >	1275 (+255)



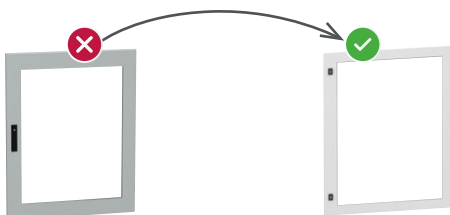
Les cornières de renfort de porte assurent la rigidité de la porte, mais peuvent également être utilisées pour fixer certaines pièces d'équipement. Dans la plupart des cas, les nouveaux coffrets Spacial CRN offrent plus d'espace à cet effet que les anciens Spacial CRNG.

Renseignements supplémentaires




Système de verrouillage de porte

Pour les références suivantes, le système de verrouillage a changé. Il est désormais constitué de 2 cames, comme sur tous les coffrets Spacial CRN de plus petite taille. Seuls les plus grands coffrets conservent le système à poignée et crémone unique.



Spacial CRNG			Spacial CRN	
NSYCRNG86400*	>		NSYCRN86400	
NSYCRNG86400T*	>		NSYCRN86400T	
NSYCRNG106400*	>		NSYCRN106400	
NSYCRNG106400T*	>		NSYCRN106400T	
NSYCRNG108400	>		NSYCRN108400	
NSYCRNG108400T	>		NSYCRN108400T	



Position du goujon de mise à la terre

Le goujon qui relie la porte au corps du coffret, et à la terre, se trouve désormais en bas sur tous les coffrets Spacial CRN.



Adaptation de la porte vitrée

Modèle	Spacial CRNG			Spacial CRN	
	F	I		F	I
86	420	600	>	455	675
106	420	800	>	455	875
108	620	800	>	655	875
1010	820	800	>	855	875
126	420	1000	>	455	1075
128	620	1000	>	655	1075



En savoir plus >>>



www.se.com/spacial-crn

Verbesserter Benutzerkomfort bei den größten Größen



Anfang 2023 werden die größten Gehäuse der Special CRN-Serie leicht verändert.

Unabhängig von ihrer Größe (von 200 x 200 mm bis zu 1400 x 1000 mm oder 1200 x 1200 mm) **werden alle Special CRN-Gehäuse die gleiche Konstruktion und das gleiche Aussehen aufweisen.**

Die gleichen Rinnen, Rückwände, Kabeleinführungen, Scharniere, Befestigungspunkte usw. bieten einen einzigartigen Benutzerkomfort über die gesamte Produktpalette bieten.

Für große Gehäuse sind kein spezielles Zubehör oder spezielle Ersatzteile mehr erforderlich: alle Teile der gleichen Serie sind mit allen Gehäusen kompatibel, von den kleinsten bis zu den größten.

Geändert werden Gehäuse mit der bisherigen Bezeichnung CRNG und einem der folgenden Merkmale:

- Höhe 1200 mm oder mehr
- Breite 1000 mm oder mehr
- Tiefe 400 mm

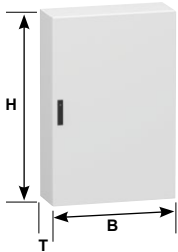
Kleinere Special CRN-Gehäuse werden nicht verändert.

In diesem Dokument finden Sie alle erforderlichen Informationen für die Anpassung Ihrer Prozesse für die Montage und den Einbau der Paneele.

Referenznummern der Ersatzgehäuse

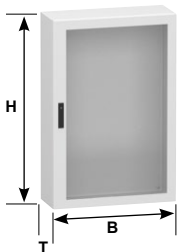
Das Ersetzen der alten Referenzen durch die neuen in Ihrer Datenbank ist sehr einfach:
 Löschen Sie einfach das „G“ an der 7. Stelle (NSYCRNG•••• > NSYCRN••••).

Volltür



H (mm)	B (mm)	T (mm)		Spacial CRNG	Spacial CRN
800	600	400	1	NSYCRN G 86400 >	NSYCRN86400
	1000	300	2	NSYCRN G 810300D >	NSYCRN810300D
	1200	300	2	NSYCRN G 812300D >	NSYCRN812300D
1000	600	400	1	NSYCRN G 106400 >	NSYCRN106400
	800	400	1	NSYCRN G 108400 >	NSYCRN108400
	1000	300	2	NSYCRN G 1010300D >	NSYCRN1010300D
	1200	300	2	NSYCRN G 1012300D >	NSYCRN1012300D
1200	600	400	2	NSYCRN G 1012400D >	NSYCRN1012400D
		300	1	NSYCRN G 126300 >	NSYCRN126300
		400	1	NSYCRN G 126400 >	NSYCRN126400
	800	300	1	NSYCRN G 128300 >	NSYCRN128300
		400	1	NSYCRN G 128400 >	NSYCRN128400
	1000	300	2	NSYCRN G 1210300D >	NSYCRN1210300D
400		2	NSYCRN G 1210400D >	NSYCRN1210400D	
1200	300	2	NSYCRN G 1212300D >	NSYCRN1212300D	
	400	2	NSYCRN G 1212400D >	NSYCRN1212400D	
1400	1000	300	2	NSYCRN G 1410300D >	NSYCRN1410300D

Sichttür




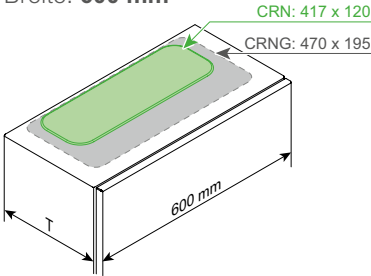
H (mm)	B (mm)	T (mm)		Spacial CRNG	Spacial CRN
800	600	400	1	NSYCRN G 86400T >	NSYCRN86400T
1000	600	400	1	NSYCRN G 106400T >	NSYCRN106400T
	800	400	1	NSYCRN G 108400T >	NSYCRN108400T
1200	1000	300	1	NSYCRN G 1010300T >	NSYCRN1010300T
	600	300	1	NSYCRN G 126300T >	NSYCRN126300T
800		400	1	NSYCRN G 126400T >	NSYCRN126400T
	300	1	1	NSYCRN G 128300T >	NSYCRN128300T
400		1	1	NSYCRN G 128400T >	NSYCRN128400T

DE


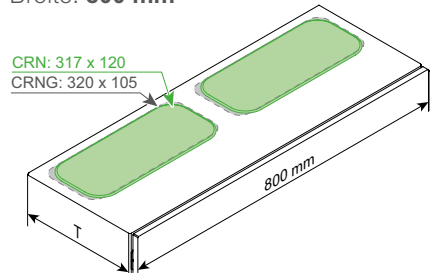
Anpassen der Kabeleinführungen

Die für Kabeleinführungen verfügbare Fläche ist etwas größer, außer bei 600 mm breiten Gehäusen. Die Durchführungsplatten sind jetzt mit einer größeren Anzahl von Spacial CRN-Gehäusen kompatibel.


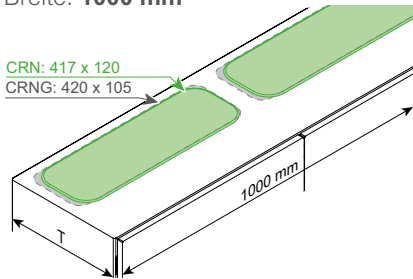
Breite: **600 mm**




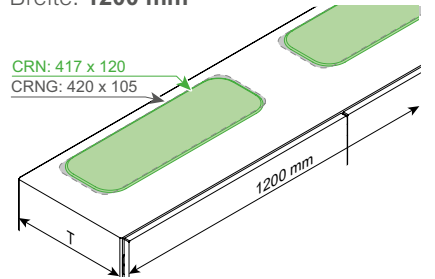
Breite: **800 mm**



Breite: **1000 mm**



Breite: **1200 mm**



Nicht mehr kompatibles Zubehör



Kabeldurchführungsplatte mit FL-Ausschnitt
NSYTL-FL

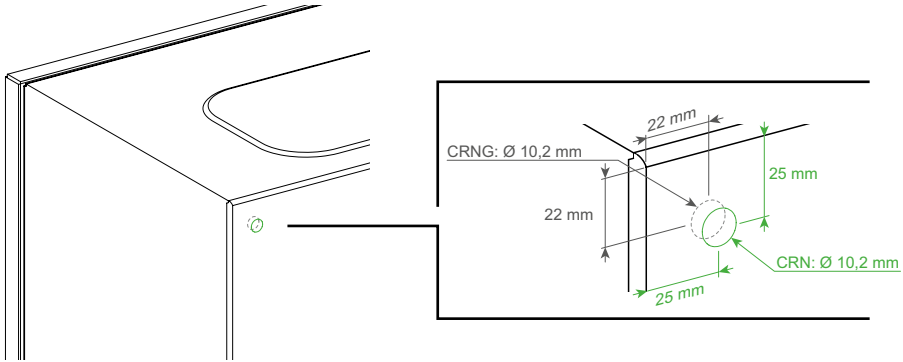


Flexikabel
NSYTL-ME

Anpassen der Wandbefestigung

Bei allen Gehäusen der Spacial CRN-Serie sind die Befestigungspunkte jetzt 25 mm von den Kanten entfernt. Bei den größten Gehäusen wird der Abstand von 22 auf 25 mm erhöht.

Die 3 Wandbefestigungslaschen sind jetzt mit allen Größen der Spacial CRN-Gehäuse kompatibel.



DE

Wandbefestigungslaschen



Beschreibung	Spacial CRNG		Spacial CRN
Verzinkter Stahl	NSYAEFPFSC	>	NSYPFCR
Rostfreier Stahl 304L	NSYAEFPFXSC	>	NSYPFCX
Rostfreier Stahl 316L	-	>	NSYPFC2X

Nicht mehr kompatibles Zubehör

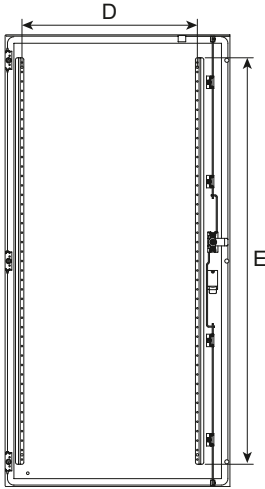


Bausatz für Schwerlast
NSYAEFAHLBSC



Bausatz für Bodenaufstellung
NSYWWMK•

Rückseitige Türschielen



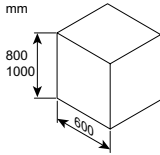
Türtyp	Türgröße H x B (mm)	D Spacial CRNG	D Spacial CRN	E Spacial CRNG	E Spacial CRN
Einzel- tür	800 x 600	464 >	519 (+55)	620 >	525 (-95)
	1000 x 600	464 >	519 (+55)	820 >	725 (-95)
	1000 x 800	664 >	719 (+55)	820 >	725 (-95)
	1200 x 600	464 >	464 (=)	1020 >	1075 (+55)
	1200 x 800	664 >	664 (=)	1020 >	1075 (+55)
Rechts	800 x 1000	364 >	372 (+8)	620 >	675 (+55)
	800 x 1200	464 >	472 (+8)	620 >	675 (+55)
	1000 x 1000	364 >	372 (+8)	820 >	875 (+55)
	1000 x 1200	464 >	472 (+8)	820 >	875 (+55)
	1200 x 1000	364 >	372 (+8)	1020 >	1075 (+55)
	1200 x 1200	464 >	472 (+8)	1020 >	1075 (+55)
	1400 x 1000	364 >	372 (+8)	1020 >	1275 (+255)
	1400 x 1200	364 >	372 (+8)	1020 >	1275 (+255)
Links	800 x 1000	414 >	419 (+5)	620 >	675 (+55)
	800 x 1200	514 >	519 (+5)	620 >	675 (+55)
	1000 x 1000	414 >	419 (+5)	820 >	875 (+55)
	1000 x 1200	514 >	519 (+5)	820 >	875 (+55)
	1200 x 1000	414 >	419 (+5)	1020 >	1075 (+55)
	1200 x 1200	514 >	519 (+5)	1020 >	1075 (+55)
	1400 x 1000	414 >	419 (+5)	1020 >	1275 (+255)

DE



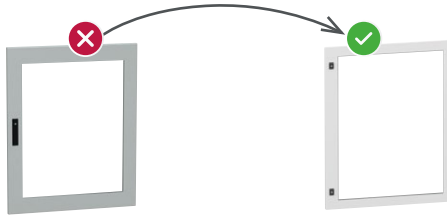
Die rückseitigen Türschielen gewährleisten die Steifigkeit der Tür, können aber auch zur Befestigung von Ausrüstung verwendet werden. In den meisten Fällen ist bei den neuen Spacial CRN-Gehäusen zu diesem Zweck mehr Platz vorhanden als bei den früheren Spacial CRNG.

Zusätzliche Informationen



Türschließsystem

Bei den folgenden Referenzen wurde das Schließsystem verändert. Es besteht jetzt aus 2 Nocken, wie bei allen Spacial CRN-Gehäusen mit kleineren Abmessungen. Nur bei den größten Gehäusen wird das System mit Griff und Stange beibehalten.



Spacial CRNG			Spacial CRN	
NSYCRNG86400*	>		NSYCRN86400	
NSYCRNG86400T*	>		NSYCRN86400T	
NSYCRNG106400*	>		NSYCRN106400	
NSYCRNG106400T*	>		NSYCRN106400T	
NSYCRNG108400	>		NSYCRN108400	
NSYCRNG108400T	>		NSYCRN108400T	

DE



Position des Erdungsbolzens

Der Bolzen, der die Tür mit dem Gehäusekörper und der Erde verbindet, befindet sich jetzt bei allen Spacial CRN-Gehäusen unten.



Anpassen der Glastür

Modell	Spacial CRNG			Spacial CRN	
	F	I		F	I
86	420	600	>	455	675
106	420	800	>	455	875
108	620	800	>	655	875
1010	820	800	>	855	875
126	420	1000	>	455	1075
128	620	1000	>	655	1075



Mehr Informationen >>>



Maior comodidade para o utilizador nos tamanhos maiores



No início de 2023, os armários maiores da gama Spacial CRN irão evoluir ligeiramente.

Isto significa que, independentemente do seu tamanho (de 200 x 200 mm até 1400 x 1000 mm ou 1200 x 1200 mm), **todos os armários Spacial CRN apresentarão o mesmo design e estética.**

As mesmas dobras, posteriores, entradas de cabos, dobradiças, fixações, etc. proporcionarão uma comodidade única para o utilizador em toda a gama.

Os armários de maiores dimensões já não necessitarão de qualquer acessório específico ou peça sobressalente: os acessórios serão compatíveis entre os armários mais pequenos e os armários maiores.

Os armários em evolução são os que anteriormente eram designados como CRNG, apresentando uma das seguintes características:

- Altura igual ou superior a 1200 mm
- Largura 1000 mm ou superior
- Profundidade 400 mm

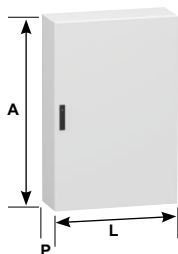
Os armários CRN mais pequenos não sofrem alterações.

Neste documento, encontrará todas as informações de que poderá necessitar, para adaptar o seu processo de montagem de armários.

Novas referências dos armários

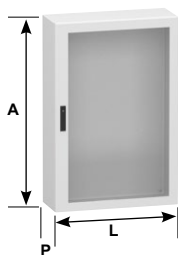
Substituir as referências antigas pelas novas na sua base de dados é muito simples: basta remover o "G" na 7ª posição (NSYCRNG**** > NSYCRN****).

Porta opaca



A (mm)	L (mm)	P (mm)		Spacial CRNG	Spacial CRN
800	600	400	1	NSYCRN G 86400 >	NSYCRN86400
	1000	300	2	NSYCRN G 810300D >	NSYCRN810300D
	1200	300	2	NSYCRN G 812300D >	NSYCRN812300D
1000	600	400	1	NSYCRN G 106400 >	NSYCRN106400
	800	400	1	NSYCRN G 108400 >	NSYCRN108400
	1000	300	2	NSYCRN G 1010300D >	NSYCRN1010300D
	1200	300	2	NSYCRN G 1012300D >	NSYCRN1012300D
1200	600	400	2	NSYCRN G 1012400D >	NSYCRN1012400D
		300	1	NSYCRN G 126300 >	NSYCRN126300
		400	1	NSYCRN G 126400 >	NSYCRN126400
	800	300	1	NSYCRN G 128300 >	NSYCRN128300
		400	1	NSYCRN G 128400 >	NSYCRN128400
	1000	300	2	NSYCRN G 1210300D >	NSYCRN1210300D
400		2	NSYCRN G 1210400D >	NSYCRN1210400D	
1200	300	2	NSYCRN G 1212300D >	NSYCRN1212300D	
	400	2	NSYCRN G 1212400D >	NSYCRN1212400D	
1400	1000	300	2	NSYCRN G 1410300D >	NSYCRN1410300D

Porta vidrada




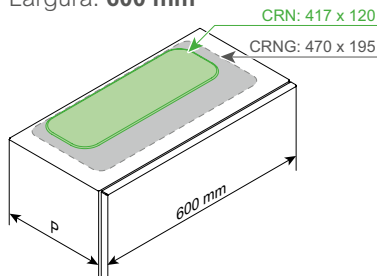
A (mm)	L (mm)	P (mm)		Spacial CRNG	Spacial CRN
800	600	400	1	NSYCRN G 86400T >	NSYCRN86400T
1000	600	400	1	NSYCRN G 106400T >	NSYCRN106400T
	800	400	1	NSYCRN G 108400T >	NSYCRN108400T
1200	1000	300	1	NSYCRN G 1010300T >	NSYCRN1010300T
	600	300	1	NSYCRN G 126300T >	NSYCRN126300T
800	600	400	1	NSYCRN G 126400T >	NSYCRN126400T
		300	1	NSYCRN G 128300T >	NSYCRN128300T
	400	1	NSYCRN G 128400T >	NSYCRN128400T	

PT


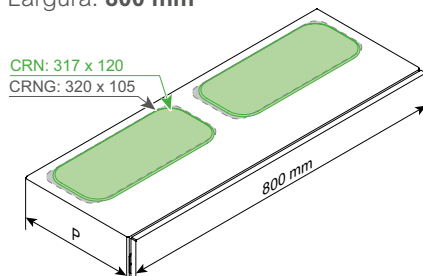
Adaptar as entradas de cabos

O espaço disponível para as entradas de cabos é ligeiramente maior, exceto para armários com 600 mm de largura. As placas de passagem de cabos de cabos são agora compatíveis com um maior número de armários Spatial CRN.

Largura: **600 mm**


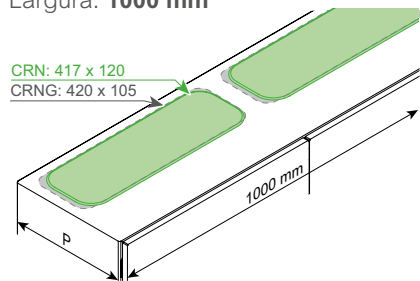


Largura: **800 mm**


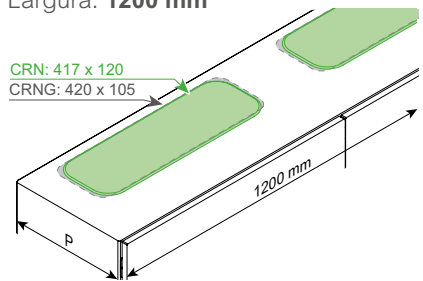


PT

Largura: **1000 mm**



Largura: **1200 mm**



Acessórios que deixaram de ser compatíveis



Placa de passagem de cabos tipo FL com recorte
NSYTL-FL



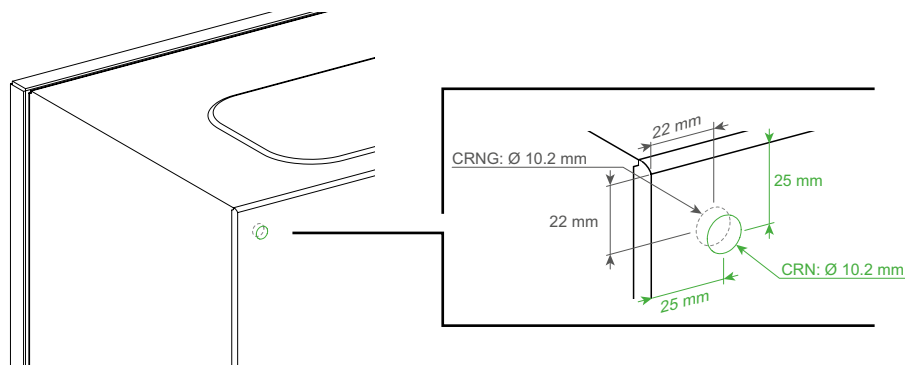
Flexicable
NSYTL-ME

Adaptar a fixação à parede

Os centros de fixação são agora colocados a 25 mm das bordas em todos os armários Spacial CRN;

nos armários maiores, passam de 22 para 25 mm de distância.

As 3 referências de fixação à parede são agora compatíveis com os armários Spacial CRN de todos os tamanhos.



PT

Fixações à parede



Descrição	✘ Spacial CRNG		✔ Spacial CRN	
	NSYAEFPFSC	>	NSYPFCR	
Aço revestido a zinco	NSYAEFPFSC	>	NSYPFCR	
Aço inox 304L	NSYAEFPFXSC	>	NSYPFCX	
Aço inox 316L	-	>	NSYPFC2X	

Acessórios que deixaram de ser compatíveis



Kit de carga pesada

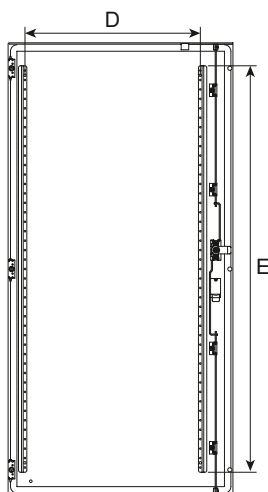
NSYAEFAHLBSC



Kit de apoio no ao solo

NSYWWMK•

Calhas traseiras das portas



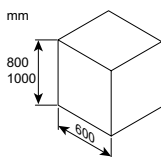
Tipo de porta	Tamanho da porta A x L (mm)	D Spacial CRNG	D Spacial CRN	E Spacial CRNG	E Spacial CRN
Único	800 x 600	464 >	519 (+55)	620 >	525 (-95)
	1000 x 600	464 >	519 (+55)	820 >	725 (-95)
	1000 x 800	664 >	719 (+55)	820 >	725 (-95)
	1200 x 600	464 >	464 (=)	1020 >	1075 (+55)
	1200 x 800	664 >	664 (=)	1020 >	1075 (+55)
Direita	800 x 1000	364 >	372 (+8)	620 >	675 (+55)
	800 x 1200	464 >	472 (+8)	620 >	675 (+55)
	1000 x 1000	364 >	372 (+8)	820 >	875 (+55)
	1000 x 1200	464 >	472 (+8)	820 >	875 (+55)
	1200 x 1000	364 >	372 (+8)	1020 >	1075 (+55)
	1200 x 1200	464 >	472 (+8)	1020 >	1075 (+55)
	1400 x 1000	364 >	372 (+8)	1020 >	1275 (+255)
Esquerda	800 x 1000	414 >	419 (+5)	620 >	675 (+55)
	800 x 1200	514 >	519 (+5)	620 >	675 (+55)
	1000 x 1000	414 >	419 (+5)	820 >	875 (+55)
	1000 x 1200	514 >	519 (+5)	820 >	875 (+55)
	1200 x 1000	414 >	419 (+5)	1020 >	1075 (+55)
	1200 x 1200	514 >	519 (+5)	1020 >	1075 (+55)
	1400 x 1000	414 >	419 (+5)	1020 >	1275 (+255)

PT




As calhas traseiras das portas ajudam a assegurar a rigidez das mesmas e também podem ser utilizadas para ajudar a fixar alguns equipamentos. Na maioria dos casos, há mais espaço disponível nos novos armários Spacial CRN do que existia no anteriores CRNG.

Informações adicionais




Sistema de fecho das portas

Nas seguintes referências, o sistema de fecho evoluiu. É agora composto por 2 fechos, o mesmo que todos os armários Spacial CRN de dimensões mais pequenas. Só os armários maiores conservam o sistema de punho único e fecho por barras.



Spacial CRNG			Spacial CRN	
NSYCRNG86400*	>		NSYCRN86400	
NSYCRNG86400T*	>		NSYCRN86400T	
NSYCRNG106400*	>		NSYCRN106400	
NSYCRNG106400T*	>		NSYCRN106400T	
NSYCRNG108400	>		NSYCRN108400	
NSYCRNG108400T	>		NSYCRN108400T	



Localização do pino de terra

O pino que une a porta ao corpo do armário e à terra encontra-se, agora, no fundo de todos os armários Spacial CRN.

PT



Adaptar a porta vidrada

Modelo	Spacial CRNG			Spacial CRN	
	F	I		F	I
86	420	600	>	455	675
106	420	800	>	455	875
108	620	800	>	655	875
1010	820	800	>	855	875
126	420	1000	>	455	1075
128	620	1000	>	655	1075



Mais informações >>>



Verbeterd gebruiksgemak op de grootste formaten



Begin 2023 zullen de grootste behuizingen in het Special CRN-assortiment vernieuwd worden.

Alle Special CRN-behuizingen hebben van de hetzelfde ontwerp en uitzicht, ongeacht hun formaat (vanaf 200 x 200 mm tot 1400 x 1000 mm of 1200 x 1200 mm)

Dezelfde goten, kabeldoorvoeren, scharnieren, bevestigingen en dergelijke zorgen voor gebruiksgemak voor het hele assortiment.

De accessoires en reserveonderdelen van de grootste CRN-behuizingen zijn gelijk aan en compatibel met de accessoires van de kleinste CRN behuizing.

NL

Het CRNG-assortiment wordt vervangen met een:

- hoogte van 1200 mm of meer
- breedte van 1000 mm of meer
- diepte van 400 mm

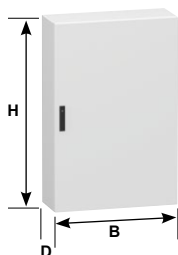
Kleinere Special CRN-behuizingen ondergaan geen elke verandering

In dit document vind je alle informatie die je nodig hebt om paneelmontage- en bevestigingsprocessen aan te passen.

Artikelnummers vervangen

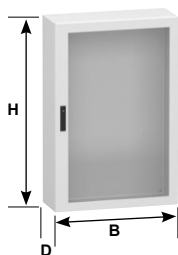
Het aanpassen van de oude naar de nieuwe artikelnummers in jouw database is heel eenvoudig: verwijder gewoon de "G" in de 7e positie (NSYCRN**G**..... > NSYCRN.....).

Gewone deur



H (mm)	B (mm)	D (mm)		Spacial CRNG	Spacial CRN
800	600	400	1	NSYCRN G 86400 >	NSYCRN86400
	1000	300	2	NSYCRN G 810300D >	NSYCRN810300D
	1200	300	2	NSYCRN G 812300D >	NSYCRN812300D
1000	600	400	1	NSYCRN G 106400 >	NSYCRN106400
	800	400	1	NSYCRN G 108400 >	NSYCRN108400
	1000	300	2	NSYCRN G 1010300D >	NSYCRN1010300D
	1200	300	2	NSYCRN G 1012300D >	NSYCRN1012300D
1200	600	400	2	NSYCRN G 1012400D >	NSYCRN1012400D
		300	1	NSYCRN G 126300 >	NSYCRN126300
		400	1	NSYCRN G 126400 >	NSYCRN126400
	800	300	1	NSYCRN G 128300 >	NSYCRN128300
		400	1	NSYCRN G 128400 >	NSYCRN128400
	1000	300	2	NSYCRN G 1210300D >	NSYCRN1210300D
1200	300	400	2	NSYCRN G 1210400D >	NSYCRN1210400D
		2	NSYCRN G 1212300D >	NSYCRN1212300D	
1400	1000	400	2	NSYCRN G 1212400D >	NSYCRN1212400D
		2	NSYCRN G 1410300D >	NSYCRN1410300D	

Glazen deur




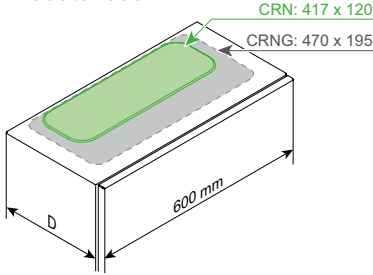
H (mm)	B (mm)	D (mm)		Spacial CRNG	Spacial CRN
800	600	400	1	NSYCRN G 86400T >	NSYCRN86400T
1000	600	400	1	NSYCRN G 106400T >	NSYCRN106400T
	800	400	1	NSYCRN G 108400T >	NSYCRN108400T
	1000	300	1	NSYCRN G 1010300T >	NSYCRN1010300T
1200	600	300	1	NSYCRN G 126300T >	NSYCRN126300T
		400	1	NSYCRN G 126400T >	NSYCRN126400T
	800	300	1	NSYCRN G 128300T >	NSYCRN128300T
		400	1	NSYCRN G 128400T >	NSYCRN128400T

NL


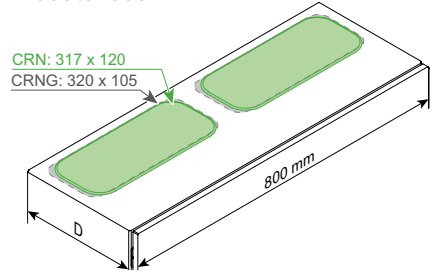
Kabeldoorvoeren aanpassen

De beschikbare ruimte voor kabeldoorvoeren is iets groter, behalve voor 600 mm brede kasten. Wartelplaten zijn nu compatibel met een groter aantal Special CRN-behuizingen.


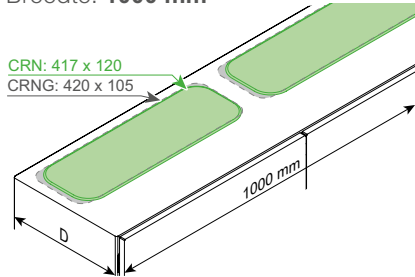
Breedte: **600 mm**




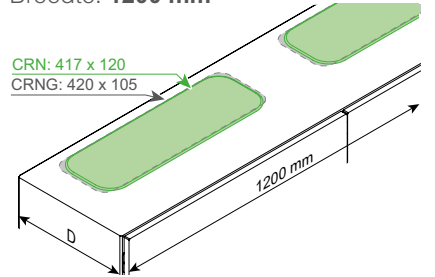
Breedte: **800 mm**



Breedte: **1000 mm**



Breedte: **1200 mm**



Accessoires die niet meer passen (niet compatibel)



Kabelwartelplaat met FL
uitsparing
NSYTL-FL

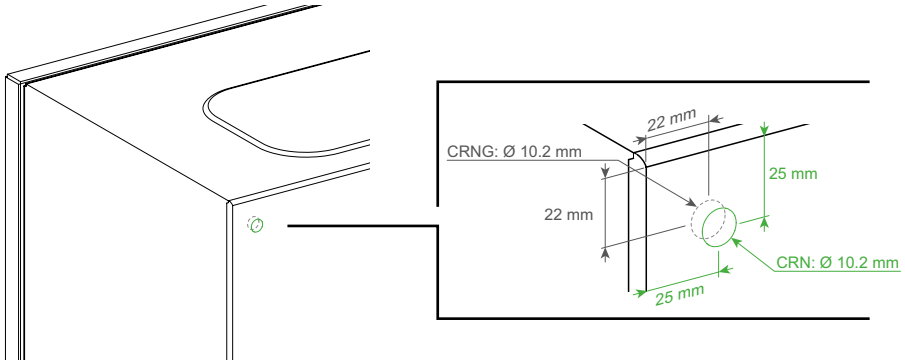


Flexicable
NSYTL-ME

Wandmontage aanpassen

Op alle Spacial CRN-behuizingen zijn bevestigingsgaten nu op 25 mm van de rand aangebracht; voor de grootste behuizingen zijn ze van 22 naar 25 mm gebracht.

De 3 modellen voor wandmontage zijn nu compatibel met alle Spacial CRN-kastformaten.



Wandmontagehaken



Omschrijving	Spacial CRNG	Spacial CRN
Verzinkt staal	NSYAEFPFSC	NSYPFCR
Roestvrij staal 304L	NSYAEFPFXSC	NSYPFCX
Roestvrij staal 316L	-	NSYPFC2X

NL

Accessoires die niet meer passen (niet compatibel)



Kit voor zware lasten

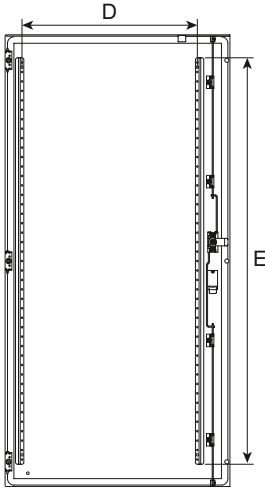
NSYAEFAHLBSC



Kit voor vloermontage

NSYWWMK•

Rails achteraan



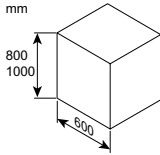
Type deur	Afmetingen H x B (mm)	D Spacial CRNG	D Spacial CRN	E Spacial CRNG	E Spacial CRN
Enkel	800 x 600	464 >	519 (+55)	620 >	525 (-95)
	1000 x 600	464 >	519 (+55)	820 >	725 (-95)
	1000 x 800	664 >	719 (+55)	820 >	725 (-95)
	1200 x 600	464 >	464 (=)	1020 >	1075 (+55)
	1200 x 800	664 >	664 (=)	1020 >	1075 (+55)
Rechts	800 x 1000	364 >	372 (+8)	620 >	675 (+55)
	800 x 1200	464 >	472 (+8)	620 >	675 (+55)
	1000 x 1000	364 >	372 (+8)	820 >	875 (+55)
	1000 x 1200	464 >	472 (+8)	820 >	875 (+55)
	1200 x 1000	364 >	372 (+8)	1020 >	1075 (+55)
	1200 x 1200	464 >	472 (+8)	1020 >	1075 (+55)
	1400 x 1000	364 >	372 (+8)	1020 >	1275 (+255)
Links	800 x 1000	414 >	419 (+5)	620 >	675 (+55)
	800 x 1200	514 >	519 (+5)	620 >	675 (+55)
	1000 x 1000	414 >	419 (+5)	820 >	875 (+55)
	1000 x 1200	514 >	519 (+5)	820 >	875 (+55)
	1200 x 1000	414 >	419 (+5)	1020 >	1075 (+55)
	1200 x 1200	514 >	519 (+5)	1020 >	1075 (+55)
	1400 x 1000	414 >	419 (+5)	1020 >	1275 (+255)



Deurrails zorgen voor stevigheid van de deur, maar kunnen ook worden gebruikt om bepaalde accessoires te bevestigen. In de meeste gevallen is daarvoor meer ruimte beschikbaar bij de nieuwe Spacial CRN-kasten dan bij de voormalige Spacial CRNG.

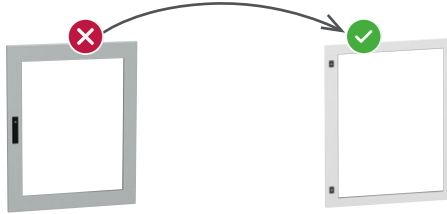
NL

Overige informatie



Deurvergrendelingssysteem

Voor de volgende artikelnummers bestaat het vergrendelings-systeem voortaan uit 2 nokken, net zoals bij alle Spacial CRN-behuizingen met kleinere afmetingen. Bij de grootste behuizingen blijft enkele handgreep- en stangensysteem behouden.



Spacial CRNG			Spacial CRN	
NSYCRNG86400*	>		NSYCRN86400	
NSYCRNG86400T*	>		NSYCRN86400T	
NSYCRNG106400*	>		NSYCRN106400	
NSYCRNG106400T*	>		NSYCRN106400T	
NSYCRNG108400	>		NSYCRN108400	
NSYCRNG108400T	>		NSYCRN108400T	



Positie aardingsbout

De bout die de deur met de behuizing en met de aarde verbindt, bevindt zich nu aan de onderkant van alle Spacial CRN-behuizingen.



Aanpassing van de glazen deur

Model	Spacial CRNG			Spacial CRN	
	F	I		F	I
86	420	600	>	455	675
106	420	800	>	455	875
108	620	800	>	655	875
1010	820	800	>	855	875
126	420	1000	>	455	1075
128	620	1000	>	655	1075



Meer informatie >>>



www.se.com/spacial-crn

Experiența utilizatorilor îmbunătățită pentru cele mai mari dimensiuni ale produselor



La începutul anului 2023, cele mai mari cofrețe din gama Spacial CRN vor prezenta mici modificări.

Aceasta înseamnă că indiferent de dimensiunea lor (de la 200 x 200 mm până la 1400 x 1000 mm sau 1200 x 1200 mm), **toate cofrețele Spacial CRN vor avea aceeași formă și același aspect.**

Aceleași caneluri, contrapanouri, intrări de cabluri, balamale, puncte de fixare etc. vor oferi o experiență unică utilizatorilor pe întreaga gamă.

Cofrețele de dimensiuni mari nu vor mai necesita aceeași sau piese de schimb specifice: aceeași serie de articole va fi compatibilă atât cu cele mai mici cofrețe, cât și cu cele mai mari.

Cofrețele care vor fi modificate sunt cele denumite anterior CRNG, cu una dintre caracteristicile de mai jos:

- înălțime de 1200 mm sau mai mult
- lățime de 1000 mm sau mai mare
- adâncime de 400 mm

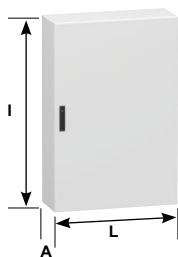
Cofrețele Spacial CRN mai mici nu sunt supuse la nicio modificare.

În acest document veți găsi toate informațiile de care ați putea avea nevoie pentru a vă adapta procesele de asamblare și montare a panourilor.

Înlocuirea referințelor cofretelor

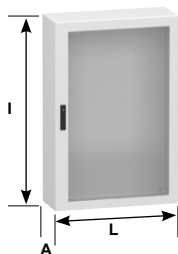
Este foarte simplu să înlocuiți vechile referințe cu cele noi din baza de date:
pur și simplu eliminați litera "G" din poziția 7 (NSYCRNG**** > NSYCRN****).

Ușă plină



Î (mm)	L (mm)	A (mm)		Spacial CRNG	Spacial CRN
800	600	400	1	NSYCRN G 86400 >	NSYCRN86400
	1000	300	2	NSYCRN G 810300D >	NSYCRN810300D
	1200	300	2	NSYCRN G 812300D >	NSYCRN812300D
1000	600	400	1	NSYCRN G 106400 >	NSYCRN106400
	800	400	1	NSYCRN G 108400 >	NSYCRN108400
	1000	300	2	NSYCRN G 1010300D >	NSYCRN1010300D
	1200	300	2	NSYCRN G 1012300D >	NSYCRN1012300D
		400	2	NSYCRN G 1012400D >	NSYCRN1012400D
		600	300	1	NSYCRN G 126300 >
1200	600	400	1	NSYCRN G 126400 >	NSYCRN126400
		800	300	1	NSYCRN G 128300 >
	800	400	1	NSYCRN G 128400 >	NSYCRN128400
		1000	300	2	NSYCRN G 1210300D >
	1000	400	2	NSYCRN G 1210400D >	NSYCRN1210400D
		1200	300	2	NSYCRN G 1212300D >
	1200	400	2	NSYCRN G 1212400D >	NSYCRN1212400D
		1400	1000	300	2

Ușă transparentă




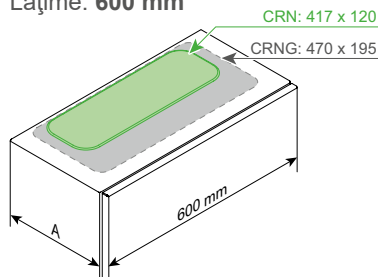
Î (mm)	L (mm)	A (mm)		Spacial CRNG	Spacial CRN
800	600	400	1	NSYCRN G 86400T >	NSYCRN86400T
1000	600	400	1	NSYCRN G 106400T >	NSYCRN106400T
	800	400	1	NSYCRN G 108400T >	NSYCRN108400T
	1000	300	1	NSYCRN G 1010300T >	NSYCRN1010300T
1200	600	300	1	NSYCRN G 126300T >	NSYCRN126300T
		400	1	NSYCRN G 126400T >	NSYCRN126400T
	800	300	1	NSYCRN G 128300T >	NSYCRN128300T
		400	1	NSYCRN G 128400T >	NSYCRN128400T

RO


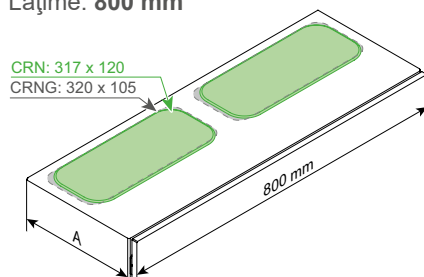
Adaptarea intrărilor de cabluri

Spațiul disponibil pentru intrările cablurilor este puțin mai mare, cu excepția cofretelor cu lățimea de 600 mm. Plăcile cu presetupe sunt acum compatibile cu un număr mai mare de cofrete Spacial CRN.


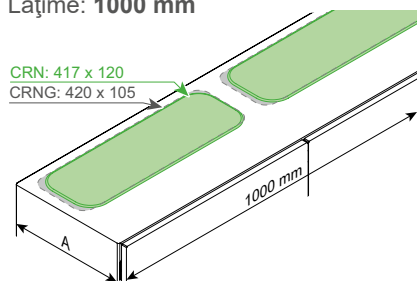
Lățime: 600 mm




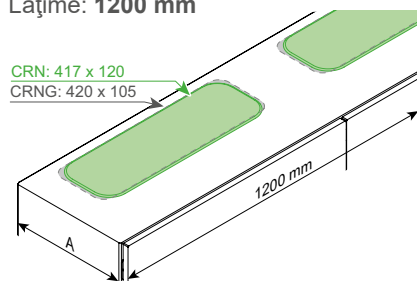
Lățime: 800 mm



Lățime: 1000 mm



Lățime: 1200 mm



Accesorii care nu mai sunt compatibile



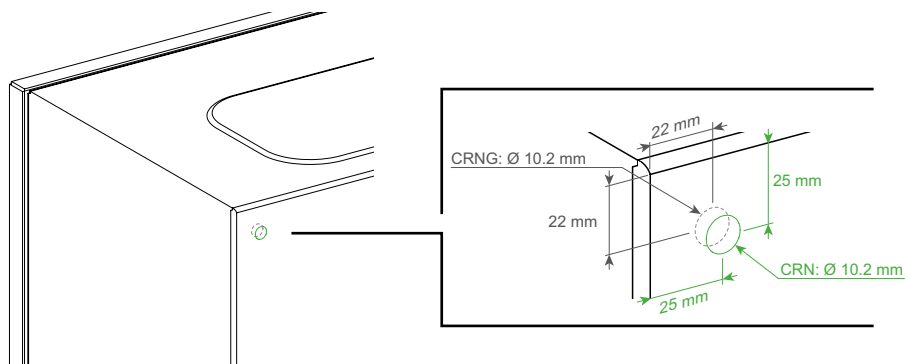
Placă cu presetupe cu decupaj FL
NSYTL-FL



Placă cu membrană flexibilă
NSYTL-ME

Adaptarea montării pe perete

Punctele de fixare sunt acum plasate la 25 mm distanță de margini pe toate cofretele din gama Spacial CRN ; în cazul celor mai mari cofrete, distanța este modificată de la 22 la 25 mm. Cele 3 referințe ale consolelor de fixare pe perete sunt acum compatibile cu cofretele Spacial CRN de toate dimensiunile.



Console de fixare pe perete



Descriere	Spacial CRNG	Spacial CRN
Oțel placat cu zinc	NSYAEFPFSC	NSYPFCR
Oțel inoxidabil 304L	NSYAEFPFXSC	NSYPFCX
Oțel inoxidabil 316L	-	NSYPFC2X

RO

Accesorii care nu mai sunt compatibile



Kit pentru sarcini grele

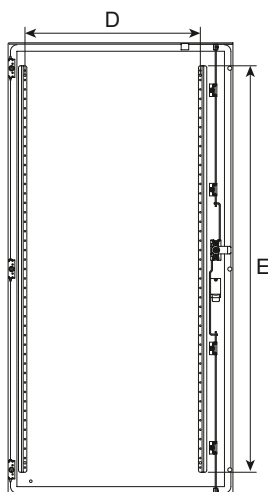
NSYAEFAHLBSC



Kit de montare pe podea

NSYWWMK•

Șinele din spatele ușii

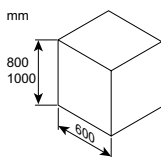


Tip de ușă	Dimensiunea ușii H x W (mm)	D Spacial CRNG	D Spacial CRN	E Spacial CRNG	E Spacial CRN
Unică	800 x 600	464 >	519 (+55)	620 >	525 (-95)
	1000 x 600	464 >	519 (+55)	820 >	725 (-95)
	1000 x 800	664 >	719 (+55)	820 >	725 (-95)
	1200 x 600	464 >	464 (=)	1020 >	1075 (+55)
	1200 x 800	664 >	664 (=)	1020 >	1075 (+55)
Dreapta	800 x 1000	364 >	372 (+8)	620 >	675 (+55)
	800 x 1200	464 >	472 (+8)	620 >	675 (+55)
	1000 x 1000	364 >	372 (+8)	820 >	875 (+55)
	1000 x 1200	464 >	472 (+8)	820 >	875 (+55)
	1200 x 1000	364 >	372 (+8)	1020 >	1075 (+55)
	1200 x 1200	464 >	472 (+8)	1020 >	1075 (+55)
	1400 x 1000	364 >	372 (+8)	1020 >	1275 (+255)
	1400 x 1200	364 >	372 (+8)	1020 >	1275 (+255)
Stânga	800 x 1000	414 >	419 (+5)	620 >	675 (+55)
	800 x 1200	514 >	519 (+5)	620 >	675 (+55)
	1000 x 1000	414 >	419 (+5)	820 >	875 (+55)
	1000 x 1200	514 >	519 (+5)	820 >	875 (+55)
	1200 x 1000	414 >	419 (+5)	1020 >	1075 (+55)
	1200 x 1200	514 >	519 (+5)	1020 >	1075 (+55)
	1400 x 1000	414 >	419 (+5)	1020 >	1275 (+255)
	1400 x 1200	414 >	419 (+5)	1020 >	1275 (+255)



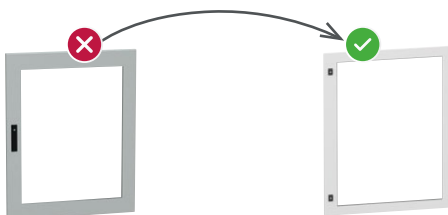
Șinele din spatele ușii garantează rigiditatea acestora, dar pot fi folosite și pentru a consolida anumite componente ale echipamentului. În cele mai multe cazuri, în acest scop este disponibil mai mult spațiu pe noile cofrete Spacial CRN decât pe cele anterioare, Spacial CRNG.

Informații suplimentare




Sistemul de încuiere a ușii

Sistemul de încuiere a fost modificat pentru următoarele referințe. Acesta este acum alcătuit din două came, la fel ca în cazul tuturor cofretelor Spacial CRN de dimensiuni mai mici. Numai cele mai mari cofrete păstrează sistemul cu un singur mâner și tijă.



Spacial CRNG		Spacial CRN
NSYCRNG86400*	>	NSYCRN86400
NSYCRNG86400T*	>	NSYCRN86400T
NSYCRNG106400*	>	NSYCRN106400
NSYCRNG106400T*	>	NSYCRN106400T
NSYCRNG108400	>	NSYCRN108400
NSYCRNG108400T	>	NSYCRN108400T



Poziția bolțului de împământare

Bolțul care leagă ușa de corpul cofretului și de masă este acum situat în partea de jos a tuturor cofretelor Spacial CRN.



Adaptarea ușii transparente

Model	Spacial CRNG			Spacial CRN	
	F	I		F	I
86	420	600	>	455	675
106	420	800	>	455	875
108	620	800	>	655	875
1010	820	800	>	855	875
126	420	1000	>	455	1075
128	620	1000	>	655	1075



Mai multe informații >>>



www.se.com/spacial-crn

تطوير اللوحات الاكبر حجما لتوفر سهولة اكثر للمستخدم

في بداية عام 2023 سنتطور لوحات كبيرة الحجم
سباسبال Spatial CRN



وسيتوحد تصميم جميع احجام اللوحات بدءًا من مقاسات (200 x 200 مم الى 1400 x 1000 مم أو 1200 x 1200 مم)، وستتوحد ايضا جميع تصميمات المزراب والظهر.

ومدخل الكابلات وأماكن التعليق وهكذا وهذا سوف يساهم في تطوير سهولة الاستخدام لدى العملاء.

لن تحتاج اللوحات كبيرة الحجم الى اكسسورات اضافية بعد الآن. ستناسب جميع العناصر اللوحات كلها من نفس الطراز سواء كبيرة او صغيرة الحجم.

هذا التطوير سوف يتضمن أطرزة CRNG فقط، والتي تحتوي على مقاسات:

- ارتفاع 1200 مم أو أكبر
- عرض 1000 مم أو أكبر
- عمق 400 مم أو أكبر

اللوحات الاصغر حجما لن تخضع لأي تغيير.

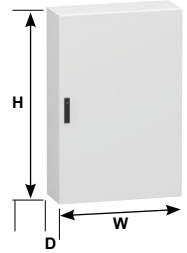
في هذه الوثيقة سوف تجد جميع المعلومات التي سوف تساعدك في عمليات تركيب اللوحة.

تغيير أطرزة اللوحات.

سوف يكون تغيير أطرزة بسيطًا للغاية حيث انه سيتم ازالة حرف ال **G** من الطراز ليصبح (NSYCRN****) بدلا من (NSYCRNG****).

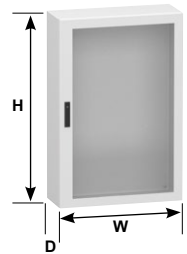
باب عادي

Spacial CRN		Spacial CRNG		D (mm)	W (mm)	H (mm)
NSYCRN86400	<	NSYCRNG86400	1	400	600	800
NSYCRN810300D	<	NSYCRNG810300D	2	300	1000	
NSYCRN812300D	<	NSYCRNG812300D	2	300	1200	
NSYCRN106400	<	NSYCRNG106400	1	400	600	1000
NSYCRN108400	<	NSYCRNG108400	1	400	800	
NSYCRN1010300D	<	NSYCRNG1010300D	2	300	1000	
NSYCRN1012300D	<	NSYCRNG1012300D	2	300	1200	
NSYCRN1012400D	<	NSYCRNG1012400D	2	400		
NSYCRN126300	<	NSYCRNG126300	1	300	600	1200
NSYCRN126400	<	NSYCRNG126400	1	400		
NSYCRN128300	<	NSYCRNG128300	1	300	800	
NSYCRN128400	<	NSYCRNG128400	1	400		
NSYCRN1210300D	<	NSYCRNG1210300D	2	300	1000	
NSYCRN1210400D	<	NSYCRNG1210400D	2	400		
NSYCRN1212300D	<	NSYCRNG1212300D	2	300	1200	
NSYCRN1212400D	<	NSYCRNG1212400D	2	400		
NSYCRN1410300D	<	NSYCRNG1410300D	2	300	1000	1400



باب زجاجي

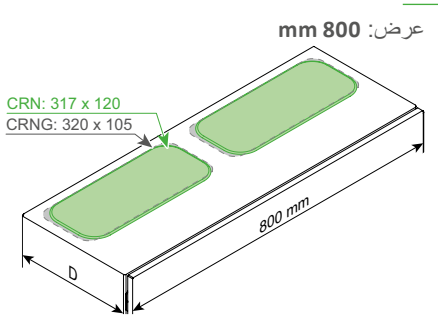
Spacial CRN		Spacial CRNG		D (mm)	W (mm)	H (mm)
NSYCRN86400T	<	NSYCRNG86400T	1	400	600	800
NSYCRN106400T	<	NSYCRNG106400T	1	400	600	1000
NSYCRN108400T	<	NSYCRNG108400T	1	400	800	
NSYCRN1010300T	<	NSYCRNG1010300T	1	300	1000	
NSYCRN126300T	<	NSYCRNG126300T	1	300	600	1200
NSYCRN126400T	<	NSYCRNG126400T	1	400		
NSYCRN128300T	<	NSYCRNG128300T	1	300	800	
NSYCRN128400T	<	NSYCRNG128400T	1	400		



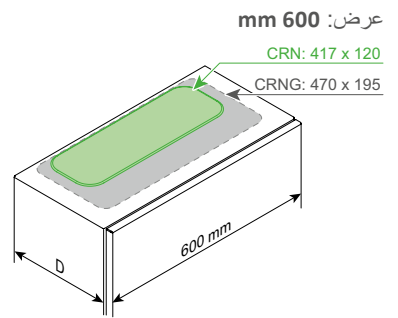
AR

تتكيف مع مداخل الكابلات

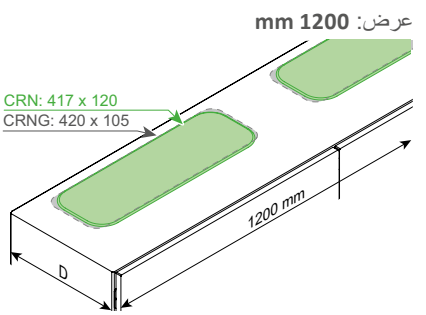
المكان المخصص لمداخل الكابلات اكبر من قبل ما عدا اللوحات ذات عرض 600 مم. اكسسوارات دخول اللوحات اصبحت تناسب عددًا اكبر من لوحات Spacial CRN.



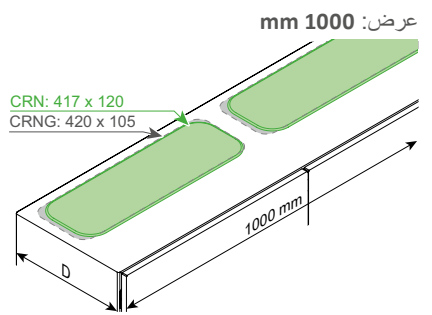
NSYTLCRNC < NSYTLD



NSYTLCRND < NSYTLG



NSYTLCRND < NSYTL E



NSYTLCRND < NSYTL E



AR

الاكسسوارات التي لم تعد مناسبة

كابل مرن

NSYTL•ME



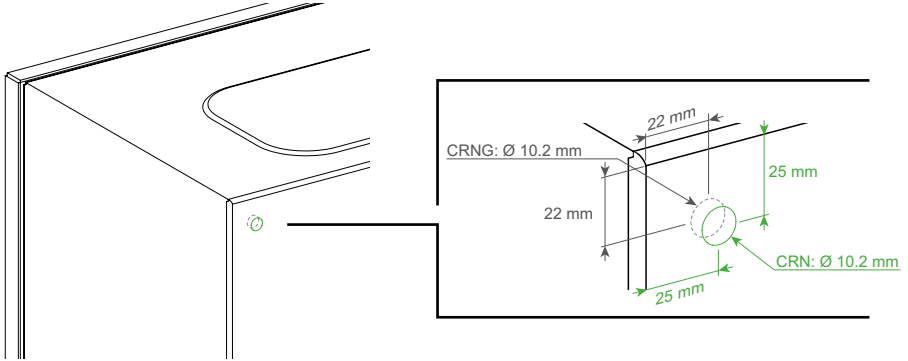
مدخل كابلات بفتحة

NSYTL•FL



تناسب التركيب على الحائط

مراكز التركيب تبعد 25 مم من حرف اللوحة لجميع لوحات Spacial CRN و للوحات الاكبر حجما، نقلت من 22 مم الى 25 مم. اصبحت مراكز التثبيت على الحائط الثلاثة ملائمة لجميع احجام لوحات Spacial CRN.



اكسسوارات التثبيت على الحائط

Spacial CRN		Spacial CRNG	الوصف
NSYPFCR	<	NSYAEFPFSC	فولاذ مغطى بالزنك
NSYPFCX	<	NSYAEFPFXSC	فولاذ مقاوم للصدأ Stainless Steel 304L
NSYFPC2X	<	-	فولاذ مقاوم للصدأ Stainless Steel 316L



الاكسسوارات التي لم تعد مناسبة

مجموعة تجهيزات التثبيت الارضي

NSYWMK•



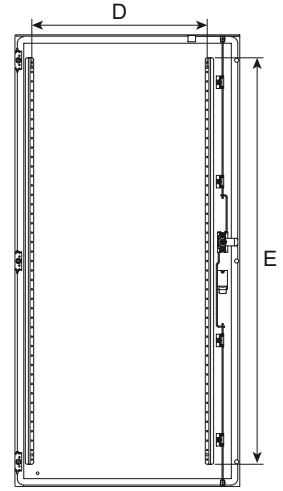
مجموعة تجهيزات الأحمال الثقيلة

NSYAEFAHLBSC



السكك الخلفية للباب

E Spacial CRN	E Spacial CRNG	D Spacial CRN	D Spacial CRNG	حجم الباب H x W (mm)	نوع الباب
525 (-95)	< 620	519 (+55)	< 464	800 x 600	مفرد
725 (-95)	< 820	519 (+55)	< 464	1000 x 600	
725 (-95)	< 820	719 (+55)	< 664	1000 x 800	
1075 (+55)	< 1020	464 (=)	< 464	1200 x 600	
1075 (+55)	< 1020	664 (=)	< 664	1200 x 800	
675 (+55)	< 620	372 (+8)	< 364	800 x 1000	يمين
675 (+55)	< 620	472 (+8)	< 464	800 x 1200	
875 (+55)	< 820	372 (+8)	< 364	1000 x 1000	
875 (+55)	< 820	472 (+8)	< 464	1000 x 1200	
1075 (+55)	< 1020	372 (+8)	< 364	1200 x 1000	
1075 (+55)	< 1020	472 (+8)	< 464	1200 x 1200	
1275 (+255)	< 1020	372 (+8)	< 364	1400 x 1000	
675 (+55)	< 620	419 (+5)	< 414	800 x 1000	يسار
675 (+55)	< 620	519 (+5)	< 514	800 x 1200	
875 (+55)	< 820	419 (+5)	< 414	1000 x 1000	
875 (+55)	< 820	519 (+5)	< 514	1000 x 1200	
1075 (+55)	< 1020	419 (+5)	< 414	1200 x 1000	
1075 (+55)	< 1020	519 (+5)	< 514	1200 x 1200	
1275 (+255)	< 1020	419 (+5)	< 414	1400 x 1000	



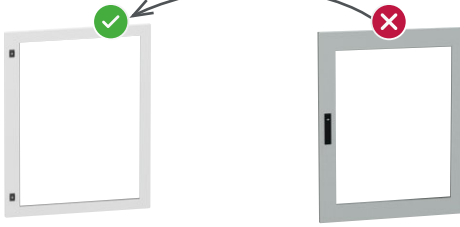
تضمن السكك الخلفية للباب صلابة الباب، و يمكن استخدامها لتثبيت اجزاء من المعدات.
في اغلب الأحيان، تتيح اللوحات الجديدة مساحة اكبر من السابق.



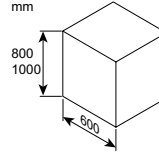
معلومات إضافية

نظام إغلاق الباب

بالنسبة للمراجع التالية، تم تغيير نظام الإغلاق، وهو يتكون الآن من حدينتين، كما هو الحال في جميع لوحات Spacial CRN الأصغر. فقط اللوحات الأكبر تحتفظ بالمقبض الفردي ونظام القضبان.



Spacial CRN			Spacial CRNG	
NSYCRN86400	<		NSYCRNG86400*	
NSYCRN86400T	<		NSYCRNG86400T*	
NSYCRN106400	<		NSYCRNG106400*	
NSYCRN106400T	<		NSYCRNG106400T*	
NSYCRN108400	<		NSYCRNG108400	
NSYCRN108400T	<		NSYCRNG108400T	



موضع مسار التأسيس

مسار التأسيس الواصل من الباب الى جسم اللوحة و الأرضي اصبح موجوداً في أسفل جميع لوحات Spacial CRN.



تكيف الباب الزجاجي

Spacial CRN			Spacial CRNG		نموذج
I	F		I	F	
675	455	<	600	420	86
875	455	<	800	420	106
875	655	<	800	620	108
875	855	<	800	820	1010
1075	455	<	1000	420	126
1075	655	<	1000	620	128



AR



للزيد من المعلومات <<<

www.se.com/spacial-crn

Life Is On

Schneider
Electric

Schneider Electric Industries SAS

35, rue Joseph Monier
CS 30323
92506 Rueil Malmaison Cedex
France

RCS Nanterre 954 503 439
Capital social 928 298 512 €
www.se.com

03/2023
Document Number UEMKUG003EN

©2023 Schneider Electric. All Rights Reserved.
All trademarks are owned by Schneider Electric Industries SAS or its affiliated companies.
QR Code is a registered trademark of DENSO WAVE INCORPORATED in Japan
and other countries.

This document has been
printed on recycled paper

